

Mateiciucová, Inna

[Figures 9-44]

In: Mateiciucová, Inna. *Talking stones : the chipped stone industry in lower Austria and Moravia and the beginnings of the Neolithic in Central Europe (LBK), 5700-4900 BC*. Měřínský, Zdeněk (editor); Klápště, Jan (editor). 1st ed. Brno: Masarykova univerzita, 2008, pp. 297-332

ISBN 9788021048041

Stable URL (handle): <https://hdl.handle.net/11222.digilib/127458>

Access Date: 16. 02. 2024

Version: 20220831

Terms of use: Digital Library of the Faculty of Arts, Masaryk University provides access to digitized documents strictly for personal use, unless otherwise specified.




Fig. 9. Asparn – Schletz. 1, 8 – truncated blades; 2, 6 – endscrapers; 3 – fragment of denticulated tool; 4 – retouched flake; 7 – blade with primarily faceted platform remnant; 10 – blade with lateral retouch; 1, 5, 6, 9 – artefacts with sickle gloss. Raw material: KL chert – 1–3, 6, 9; Szentgál radiolarite – 5, 7; Krakow Jurassic silicite – 8; Krakow Jurassic silicite or erratic silicite – 4; chert breccia – 10. Drawn by I. Mateiciucová.

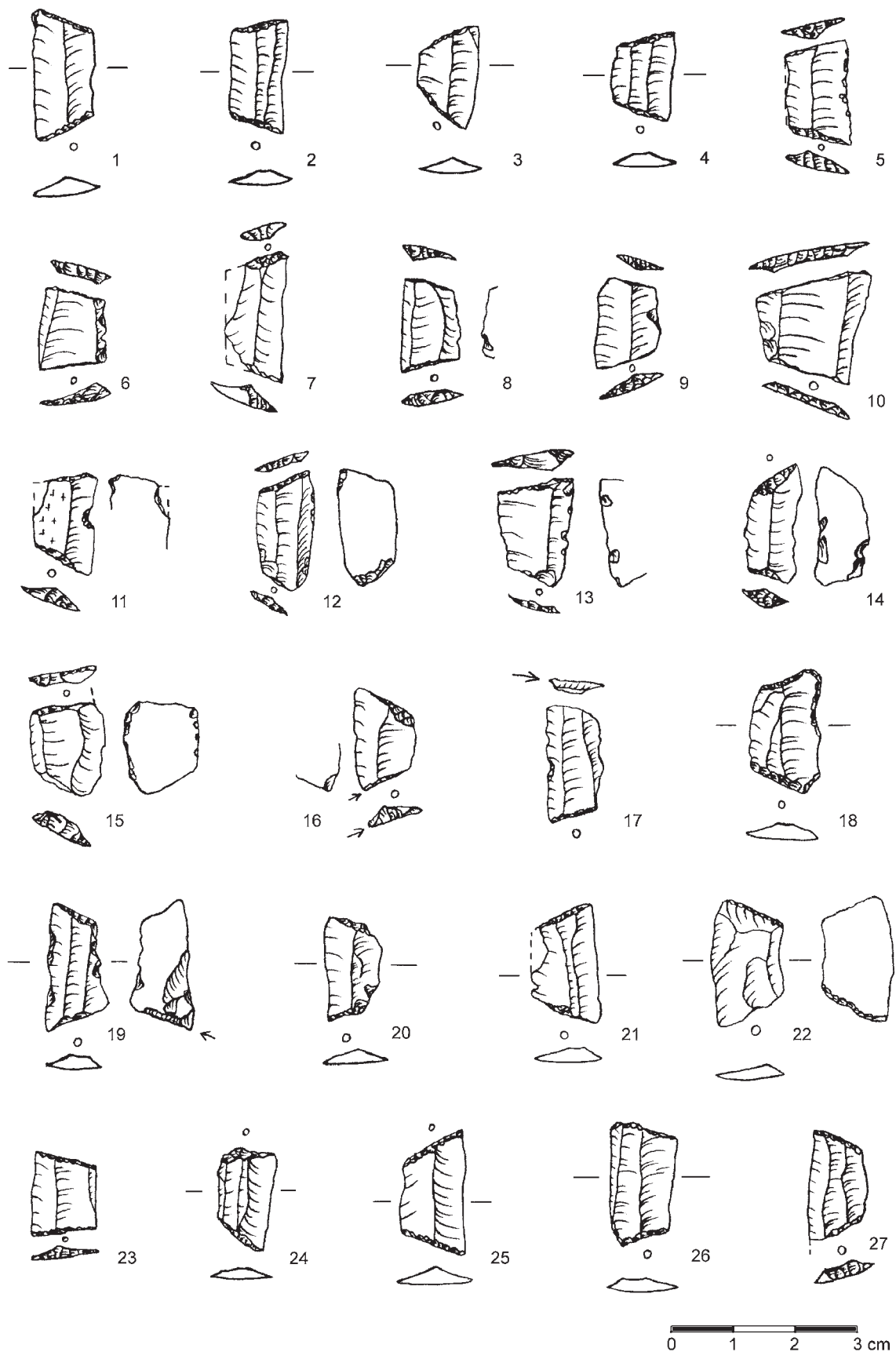


Fig. 10. Brunn am Gebirge "Wolfholz". 1-27 - trapezes. Raw material: Szentgál radiolarite - 1-5, 7-10, 12-14, 22, 24, 26; Bakony radiolarite - 11, 15, 17, 18; Mauer radiolarite - 6, 16, 19, 25, 27; greyish blue radiolarite - 20; grey radiolarite - 21; burnt radiolarite - 23. **Brunn IIa**: 1-18; **Brunn IIb**: 19-27. Drawn by I. Mateiciucová.

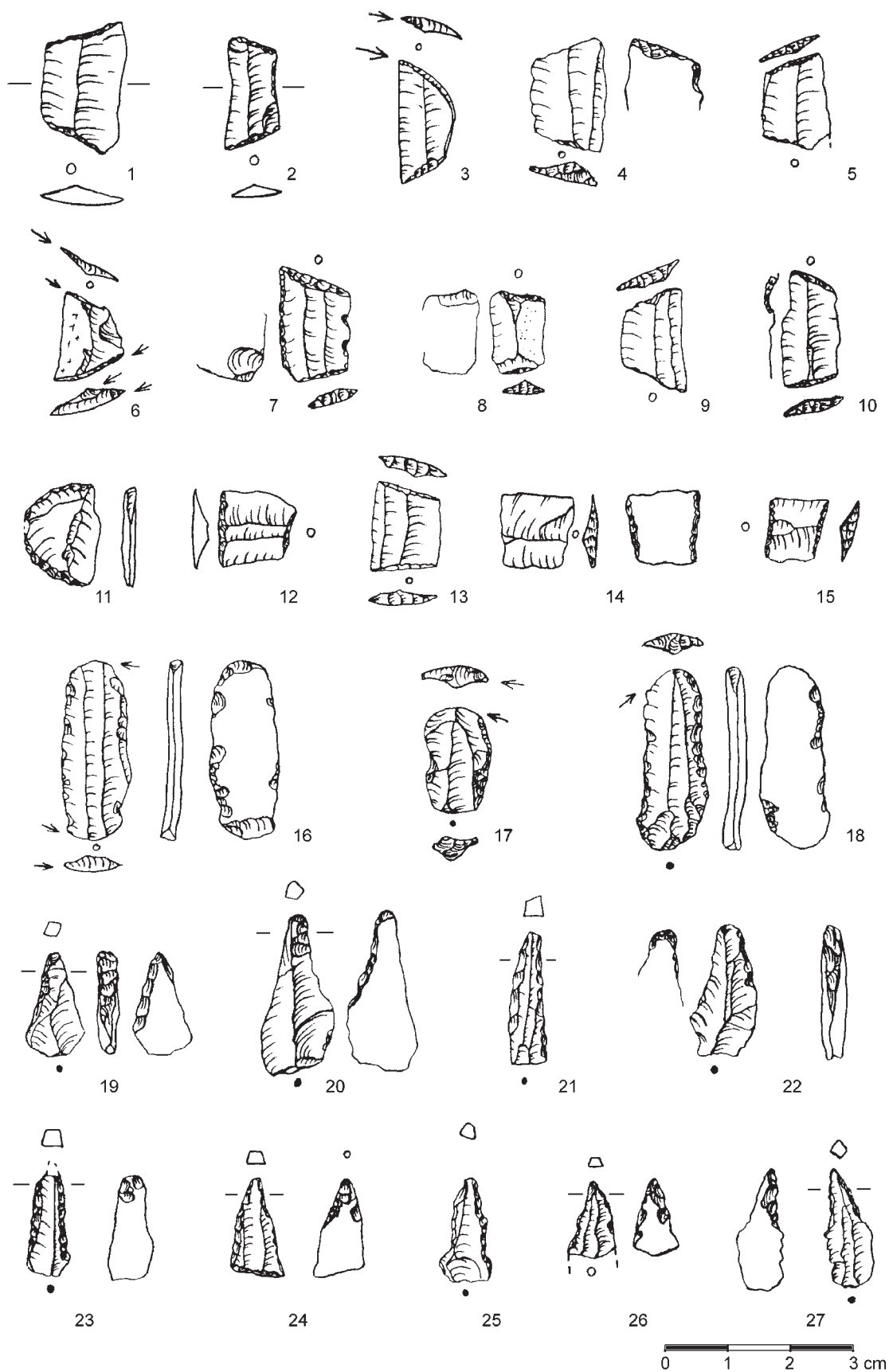


Fig. 11. Brunn am Gebirge "Wolfholz". 1–10, 12–15 – trapezes; 11 – broad segment; 16–18 – transverse burins; 19–27 – borers and perforators. Raw material: Szentgál radiolarite – 1–6, 8, 9, 11, 13, 15–20, 23, 24; Szentgál radiolarite ? – 12, 21; Úrkút-Eplény radiolarite – 27; Mauer radiolarite – 7, 10, 14, 22, 25, 26. **Brunn IIa:** 16–19; **Brunn IIb:** 1–11, 20–27; **Brunn III:** 12; **Brunn IV:** 13 and **Brunn I:** 14, 15. Drawn by I. Mateiciucová.

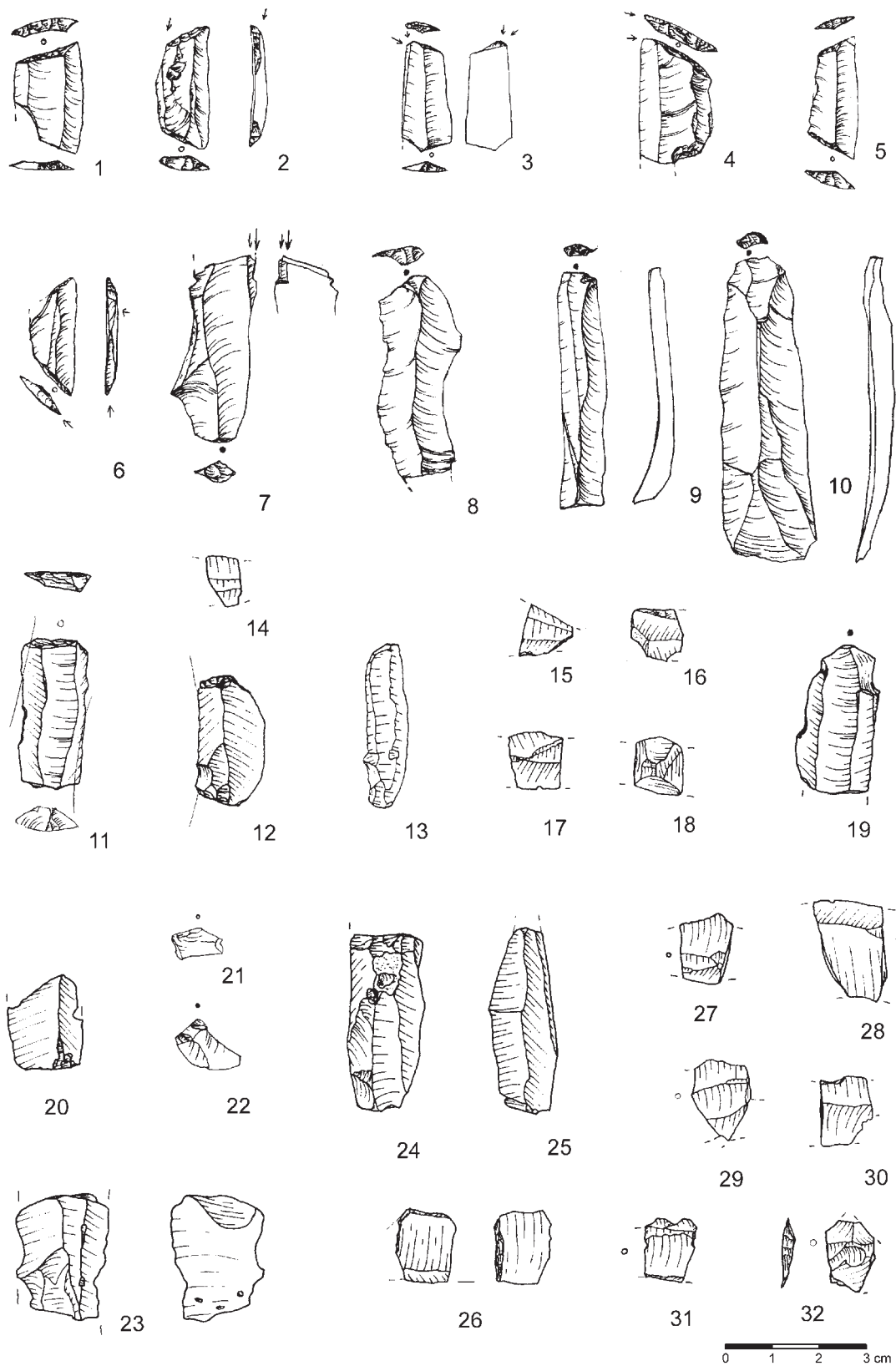


Fig. 12. Brunn II – settlement burial and Kleinhadersdorf – cemetery. 1–6 – trapezes; 7 – blade with tiny micro-burin scars (use-wear traces ?); 7–10 – blades with primarily faceted platform remnant; 11 – blade with retouch on both ends and gloss along both edges; 12 – endscraper on a blade with gloss along one edge; 13 – whole blade; 14, 15, 17, 18, 20, 27, 28, 30 – mesial fragments of blade; 16, 29 – terminal fragments of blade; 19, 24, 25 – blades with broken off terminal part; 23 – blade with broken off terminal and basal parts; 21, 22 – small flakes; 26 – mesial fragment of blade with notch fragment on one end; 32 – fragment of flake with reduced basal part. Raw material: Szentgál radiolarite – 1–4, 6, 7, 11, 26, 31, 32; Űrkút-Eplény radiolarite – 8; Mauer radiolarite – 5, 9, 10; Krakow Jurassic silicite – 12–14, 17, 24, 25, 27–30; KL chert – 19, 21, 22; Krakow Jurassic sil. or erratic sil. – 16; burnt – 18, 20, 23; undefined – 15. **Brunn II, burial 1:** 9, 10; **burial 2:** 1–8; **Kleinhadersdorf, grave 17:** 11–14; **grave 22:** 15; **grave 40:** 16; **grave 52:** 17–19; **grave 57:** 20; **grave 70:** 23; **grave 79:** 24–32; **grave 81:** 21, 22. Drawn by I. Mateiciucová: 1–10; drawn by Ch. Neugebauer-Maresch: 11–32.

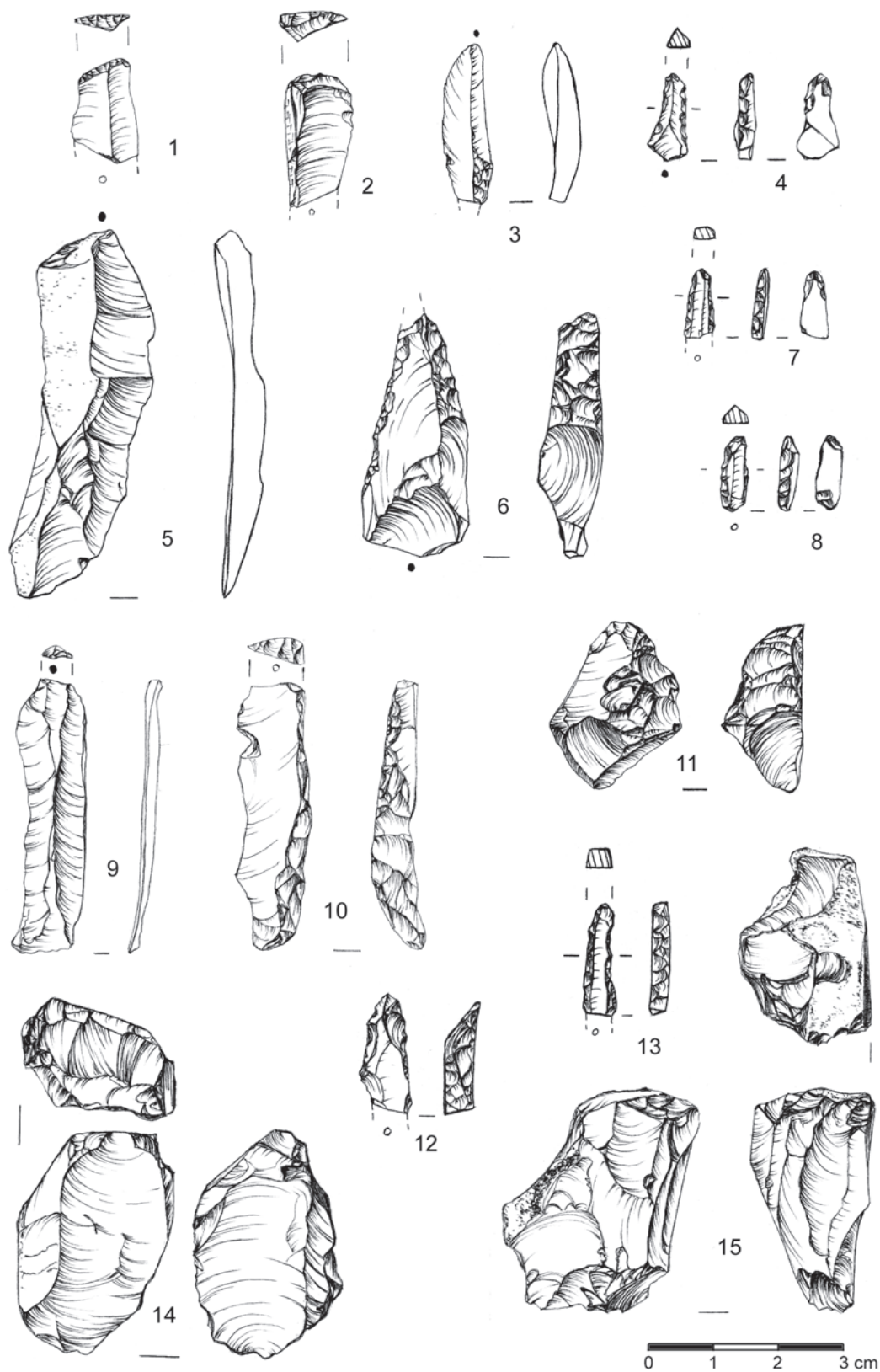


Fig. 13. Rosenberg I. 1 – truncated blade; 2, 11 – endscrapers; 3, 10 – crested and secondary crested blades; 4, 7, 8, 13 – slim perforators; 6, 12 – robust perforators; 5 – blade with partly cortical surface; 9, 10 – blades with primarily faceted platform remnant; 14 – splintered piece, 15 – blade core. *Raw material:* Szentgál radiolarite – 1, 2; Űrkút-Eplény radiolarite – 10, 14, 15; KL I chert – 3, 4, 6–8, 12, 13; Mecsek or Gerecse radiolarite – 11; Krakow Jurassic silicite – 9; unidentified silicite – 5. Drawn by I. Mateiciucová.




Fig. 14. Rosenburg I and Vedrovice “Za dvorem”. 1 – blade-flake core; 2 – high endscraper; 3, 5, 7, 13, 14, 16 – blades with primarily faceted platform remnant; 4 – blade with broken off basal part; 9 – blade with plain platform remnant; 6 – slim perforator; 8 – rejuvenation flake from a core’s knapping surface; 10–12 – trapezes; 15 – burin on a natural edge. Raw material: Úrkút-Eplény radiolarite – 1; KL chert – 2, 5–7, 10–12, 10–12, 14, 16; Olomučany – 3, 9, 13, 15; Krakow Jurassic silicite – 4; Szentgál radiolarite – 8. **Rosenburg I:** 1, 2; **Vedrovice “Za dvorem”:** 3–16. Drawn by I. Mateiciucová.

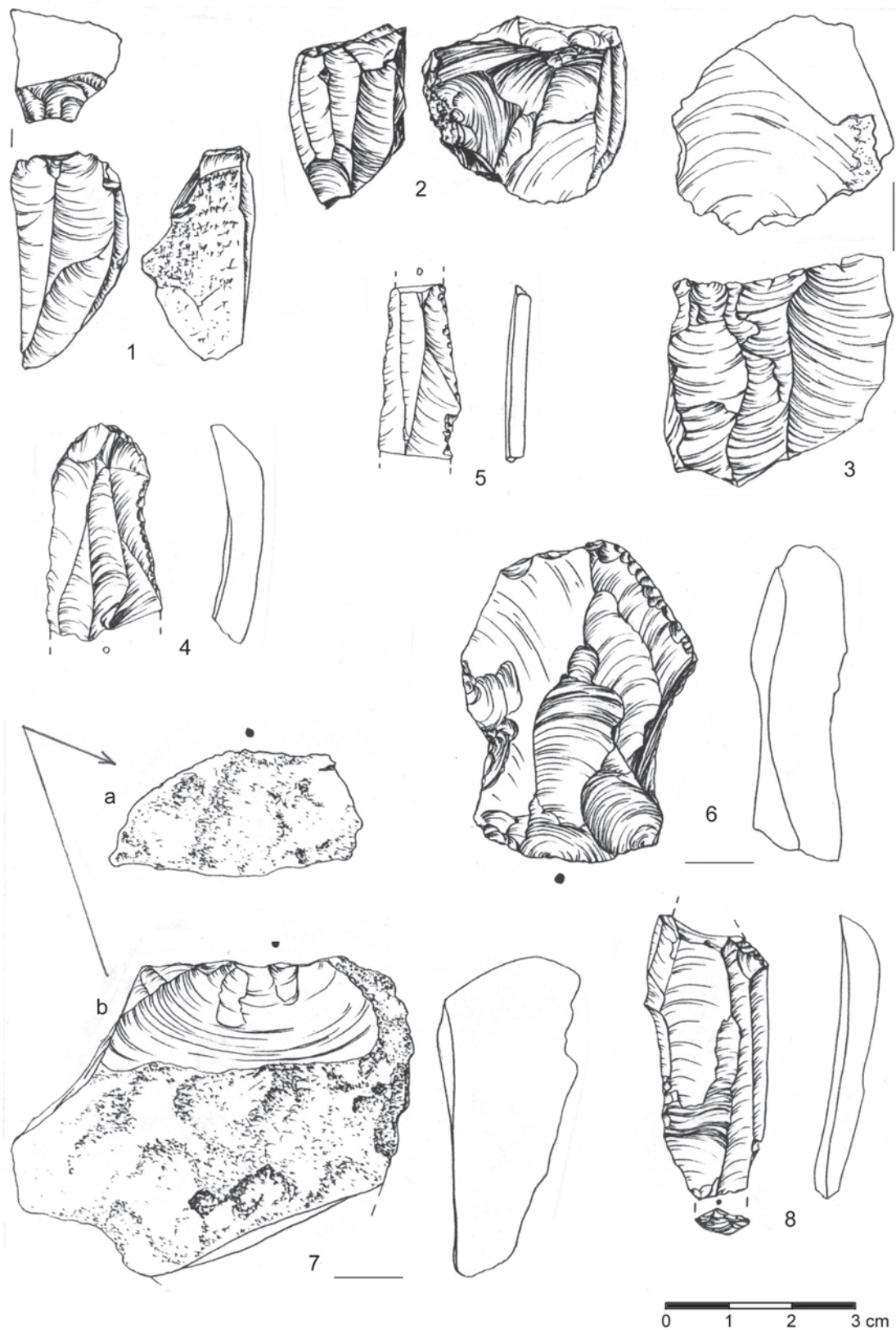


Fig. 15. Brno-Ivanovice. 1-3 - cores; 4 - blade with lateral retouch; 5 - blade with broken off basal part; 6 - retouched flake with a notch; 7a, 7b - cortical flakes; 8 - blade with primarily faceted platform remnant. Raw material: Olomučany - 1-4, 6; erratic silicite - 5; Moravian Jurassic silicite - 7, 8. Drawn by I. Mateiciucová.

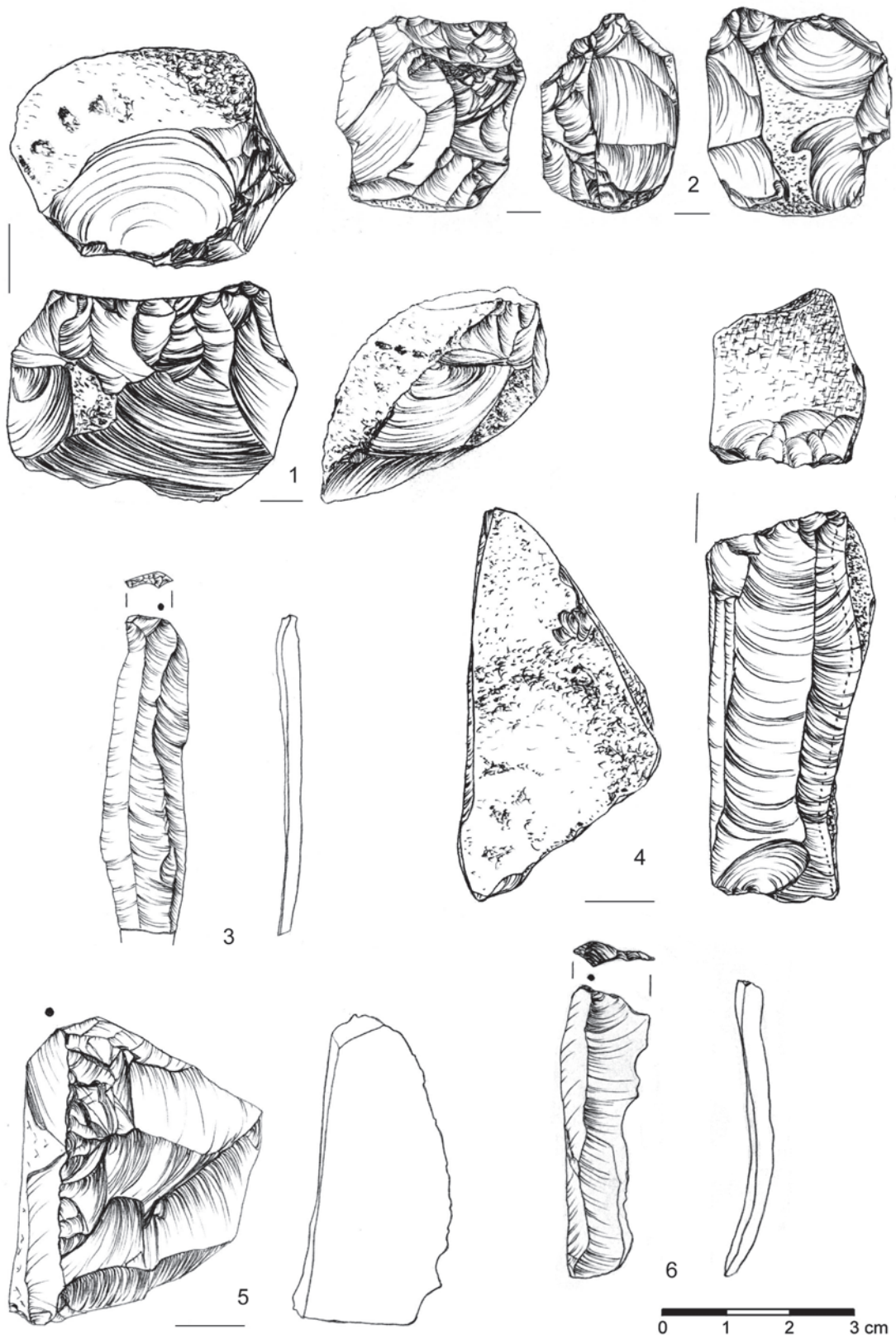


Fig. 16. Kladníky. 1, 4 – cores; 2 – splintered piece; 3, 6 – blades with primarily faceted platform remnant; 5 – rejuvenation flake from a core's knapping surface. Raw material: erratic silicite – 1–4; Krakow Jurassic silicite – 5, 6. Drawn by I. Mateiciucová.

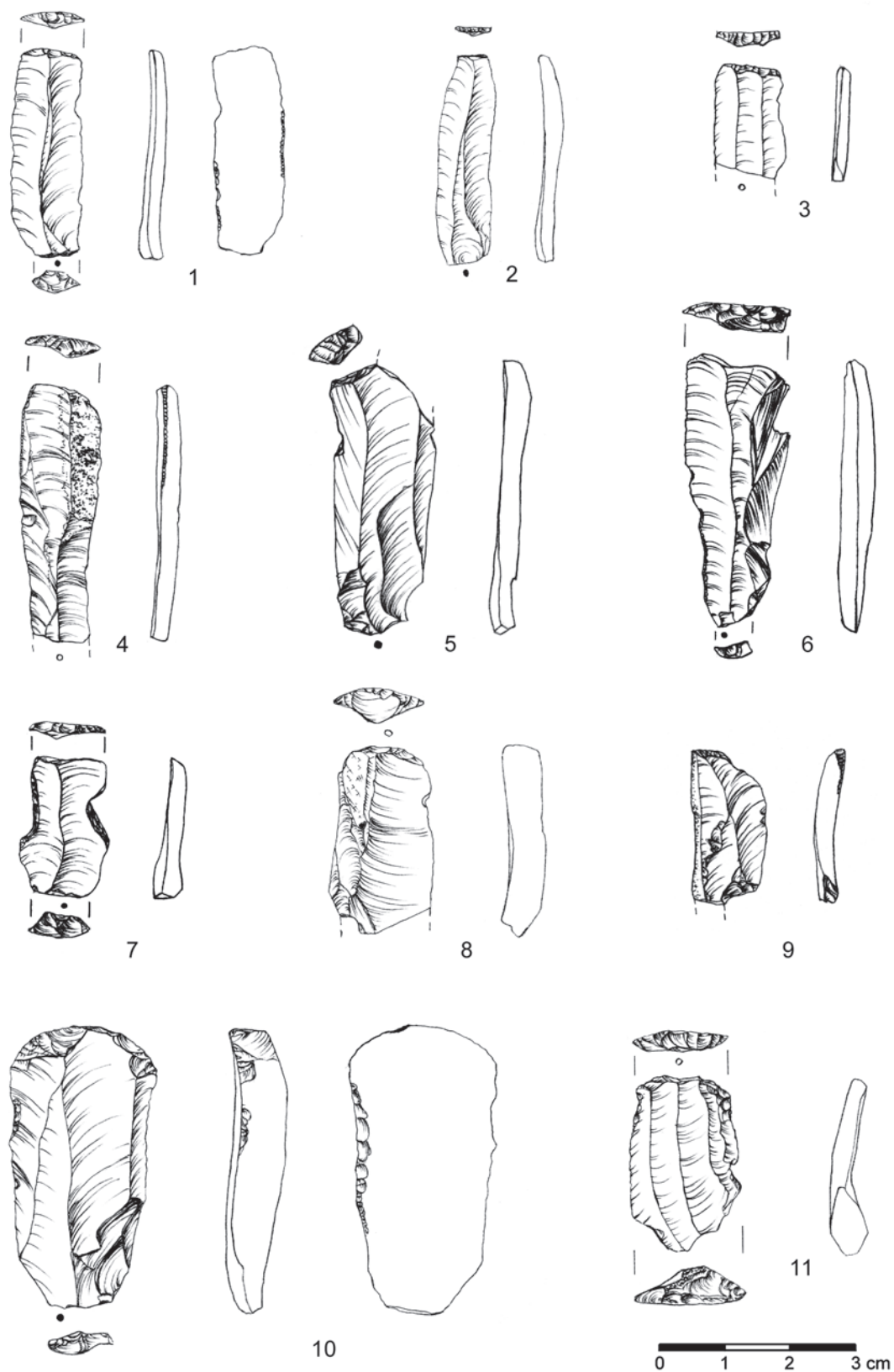


Fig. 17. Kladníky. 1–6 – truncated blades; 7 – truncated blade with two opposite retouched notches; 8, 10, 11 – endscrapers; 9 – trapezoidal blade with retouch on both ends; 1, 6, 7, 10 – blades with primarily faceted platform remnant. Raw material: Krakow Jurassic silicite – 1, 2, 4–8, 10, 11; erratic silicite – 9; Krakow Jurassic sil. or erratic sil. – 3. Drawn by I. Mateiciucová.

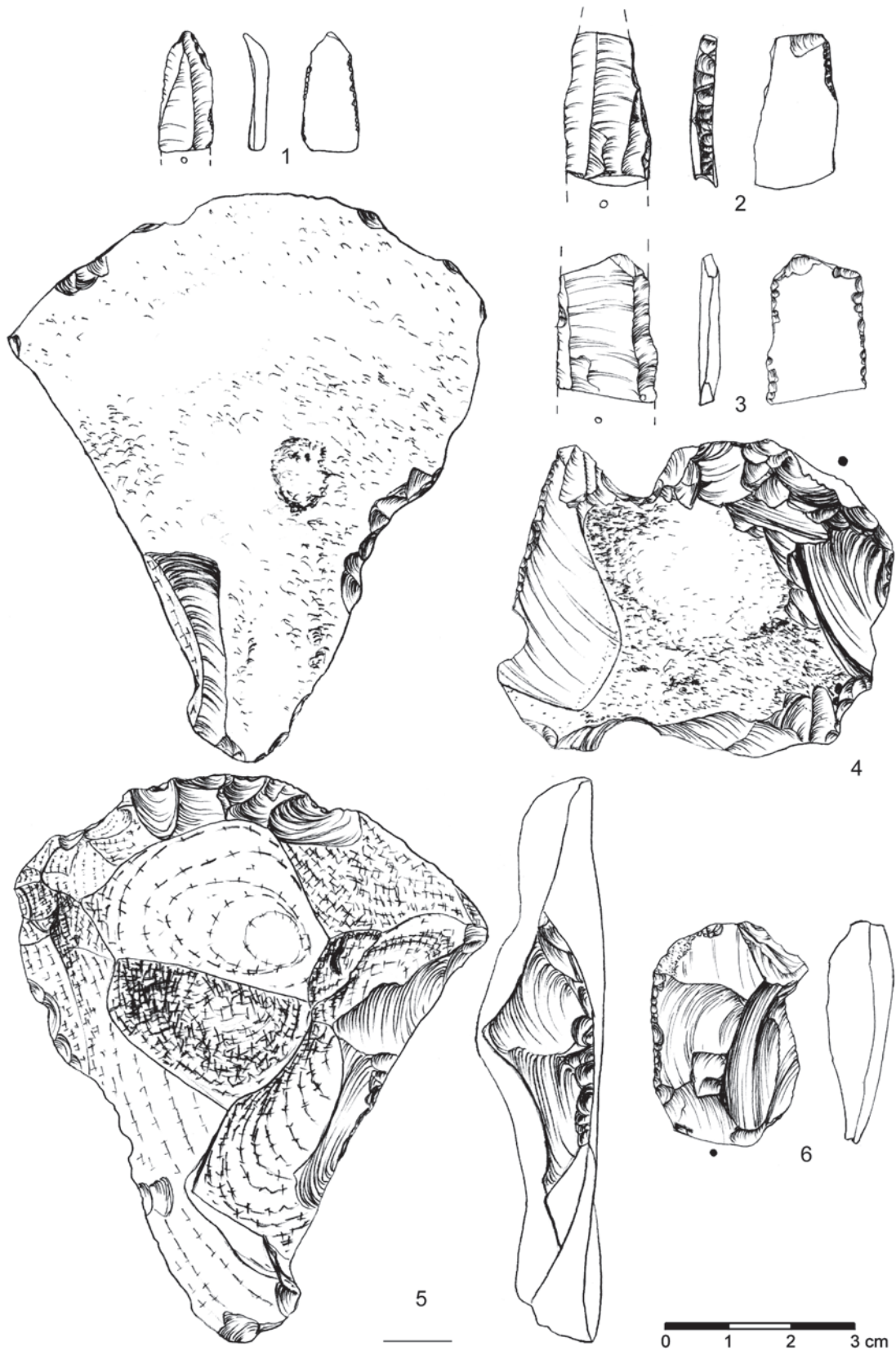


Fig. 18. Kladníky. 1 – slim perforator; 2 – borer fragment; 3 – blade with lateral retouch; 4 – retouched flake; 5 – sidescraper with two opposite notches made on a pseudo-flake; 6 – sidescraper. Raw material: erratic silicite – 1, 5; Krakow Jurassic silicite – 2–4, 6. Drawn by I. Matejčuková.

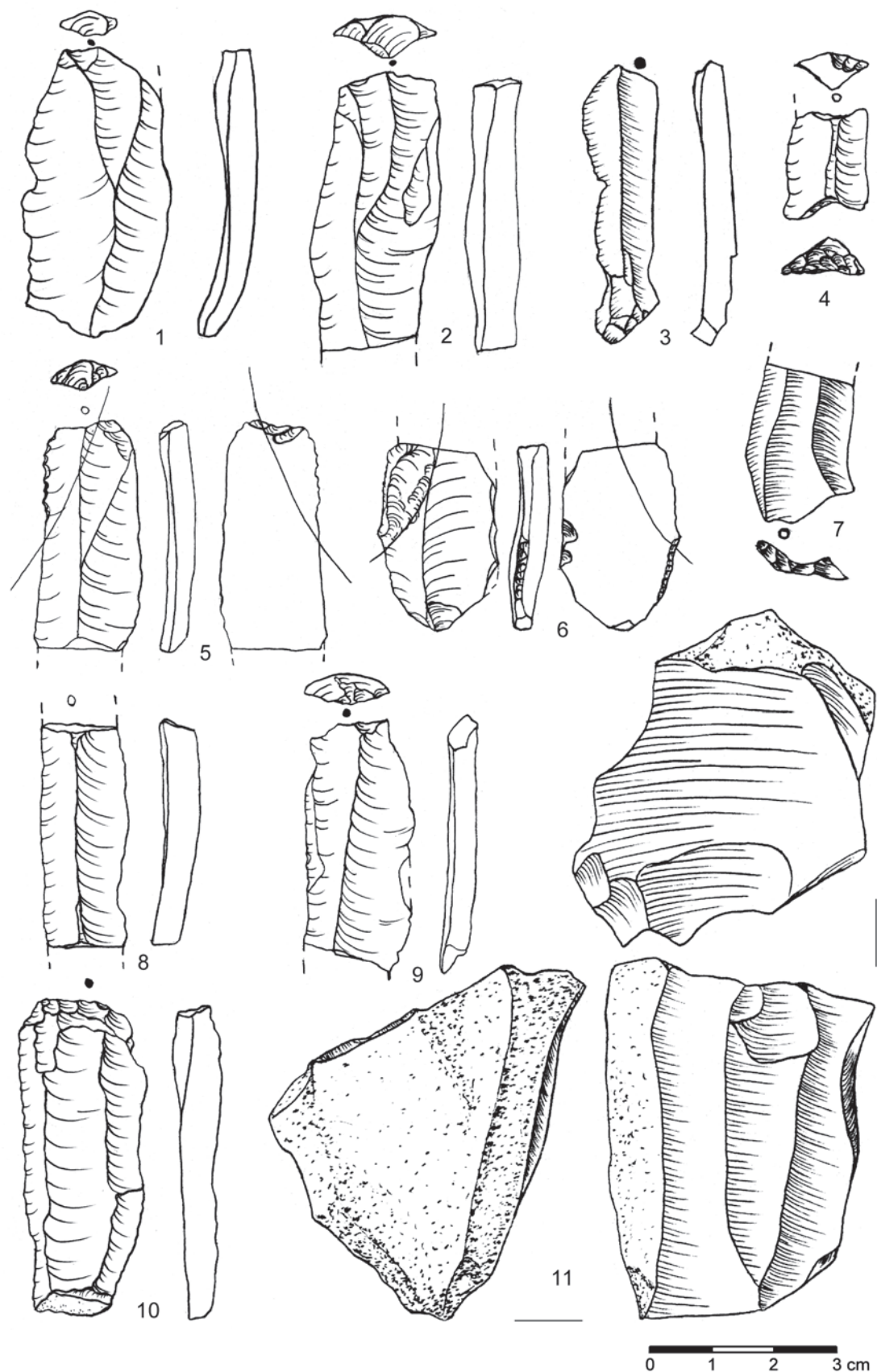


Fig. 19. Kuřim and Nové Bránice “V končínách”. 1–3, 10 – blades with plain platform remnant; 4 – atypical trapeze; 5, blade with secondary prepared platform remnant and sickle gloss; 6 – blade with sickle gloss; 7 – fragment of blade with secondary prepared platform remnant; 8 – blade with broken off terminal and basal parts; 9 – blade with primarily faceted platform remnant; 10 – blade with plain platform remnant and dorsal reduction; 11 – blade core. Raw material: KL I chert – 3, 5, 7, 9, 11; Olomučany chert – 1, 2, 4, 6; Krakow Jurassic silicite – 8; spongolite – 10. **Kuřim:** 1–2, 4–6, 8–10. **Nové Bránice:** 3, 7, 11. Drawn by I. Mateiciucová.

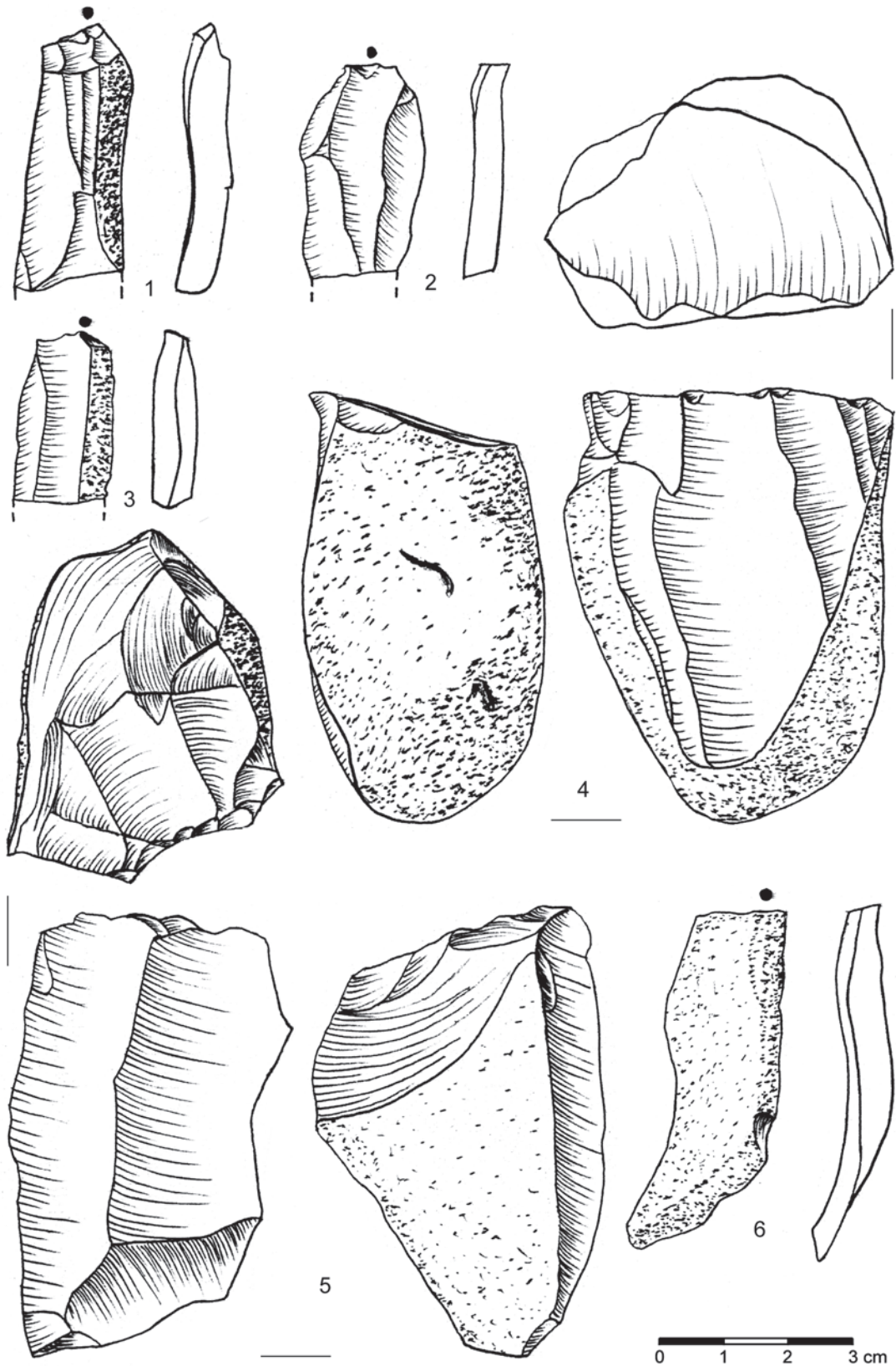


Fig. 20. Nové Bránice "V končinách". 1, 3 – partly cortical blades with broken off terminal part; 2 – blade with broken off terminal part; 4 – blade core with plain striking platform; 5 – blade core with faceted striking platform; 6 – cortical blade. Raw material: KL chert – 1-6. Drawn by I. Mateiciucová.

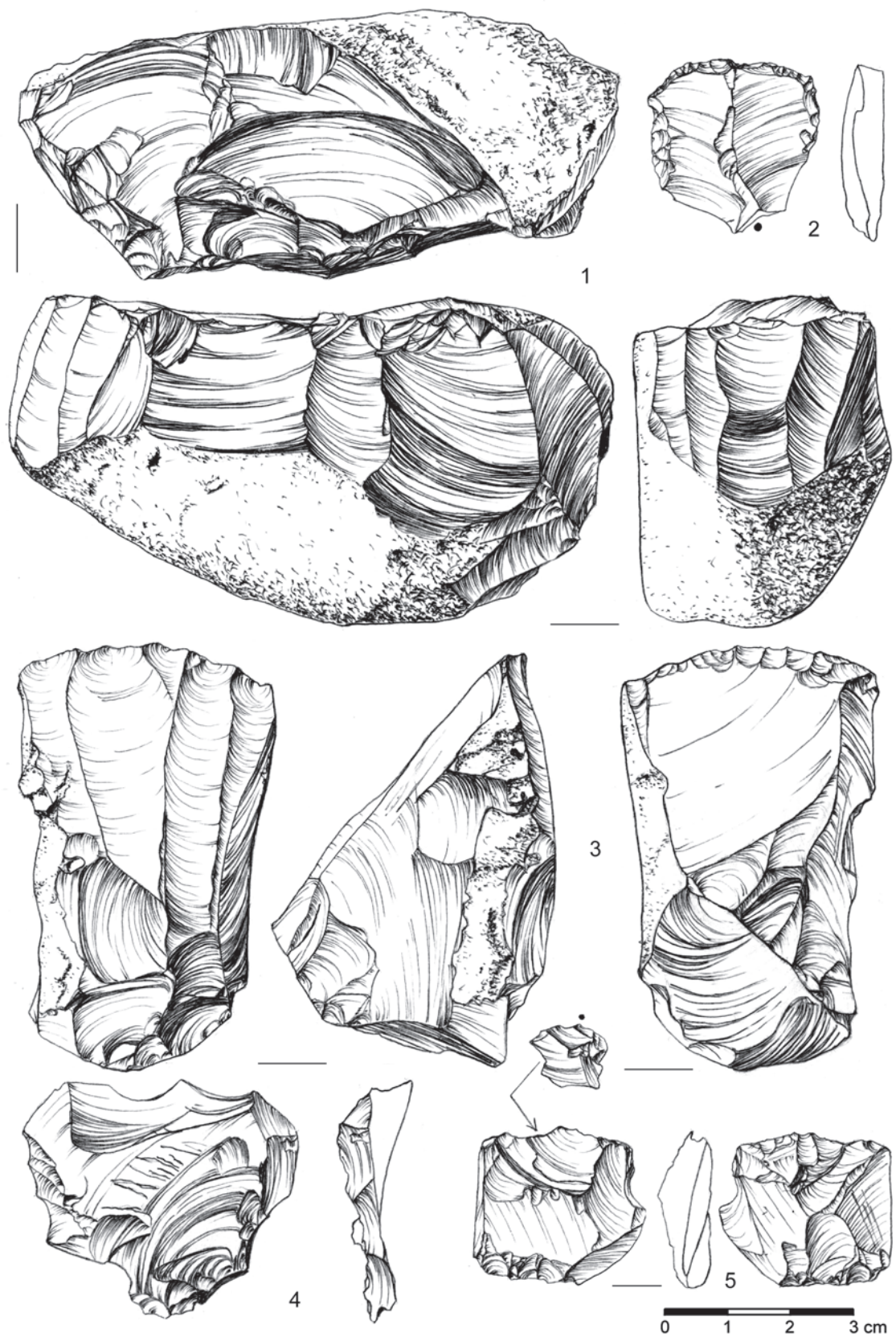


Fig. 21. Přáslavice-Kocourovce. 1, 3 – cores; 2 – endscraper; 4 – rejuvenation flake from a core's striking platform; 5 – splintered piece. Raw material: Krakow Jurassic silicite – 1, 2, 4, 5; erratic silicite – 3. Drawn by I. Mateiciucová.

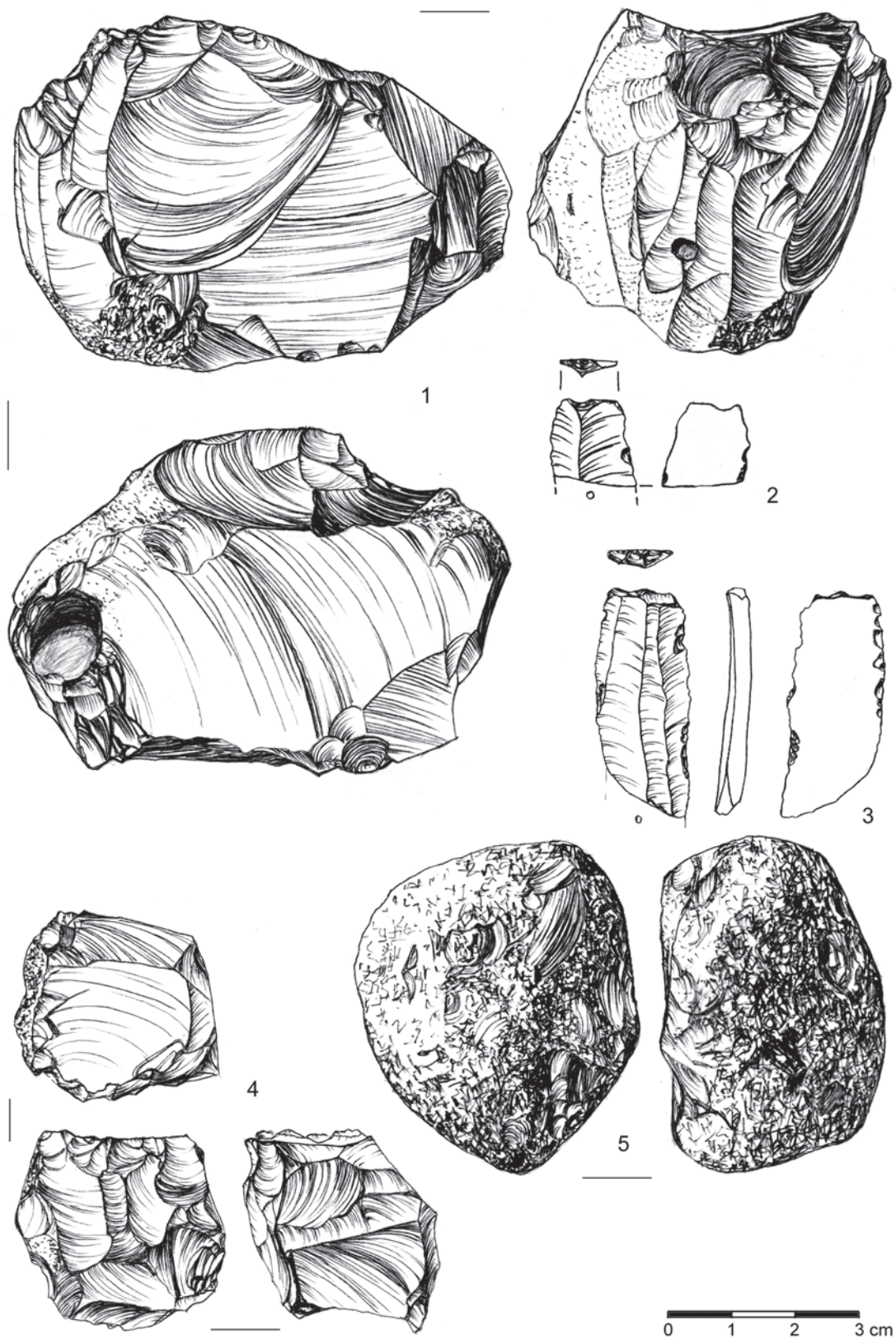


Fig. 22. Přáslavice-Kocourovce. 1, 4 – cores; 2 – retouch on a break/ notch fragment; 3 – truncated blade; 5 – hammerstone. Raw material: Krakow Jurassic silicite – 1-3, 5; Krakow Jurassic sil. or erratic sil. – 4. Drawn by I. Mateiciucová.

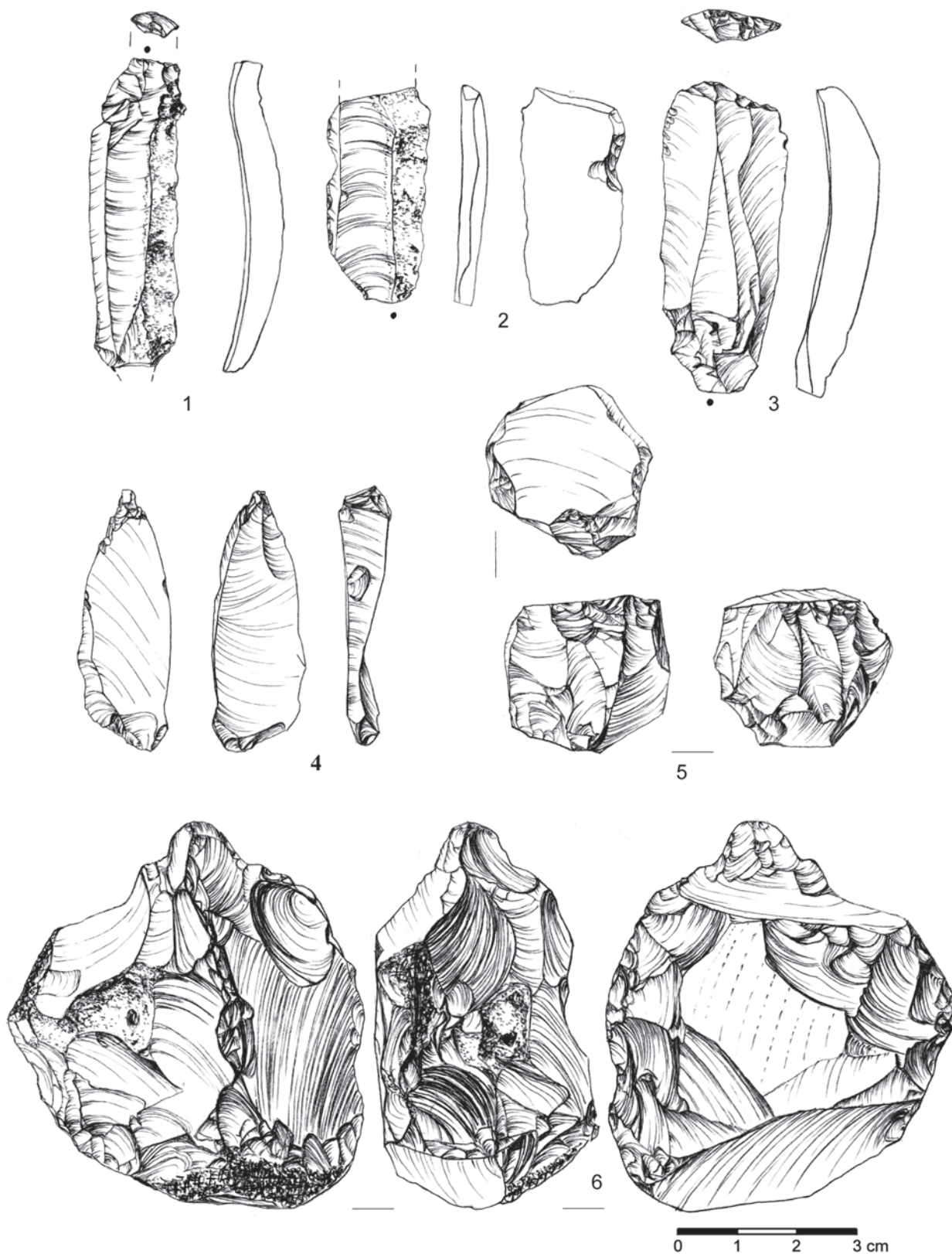


Fig. 23. Přáslavice-Kocourovce. 1 – blade with primarily faceted platform remnant; 2 – blade with retouched notch; 3 – endscraper; 4 – splintered piece; 5 – core; 6 – hammerstone. Raw material: Krakow Jurassic silicite – 1, 2, 4–6; erratic silicite – 3. Drawn by I. Mateiciucová.

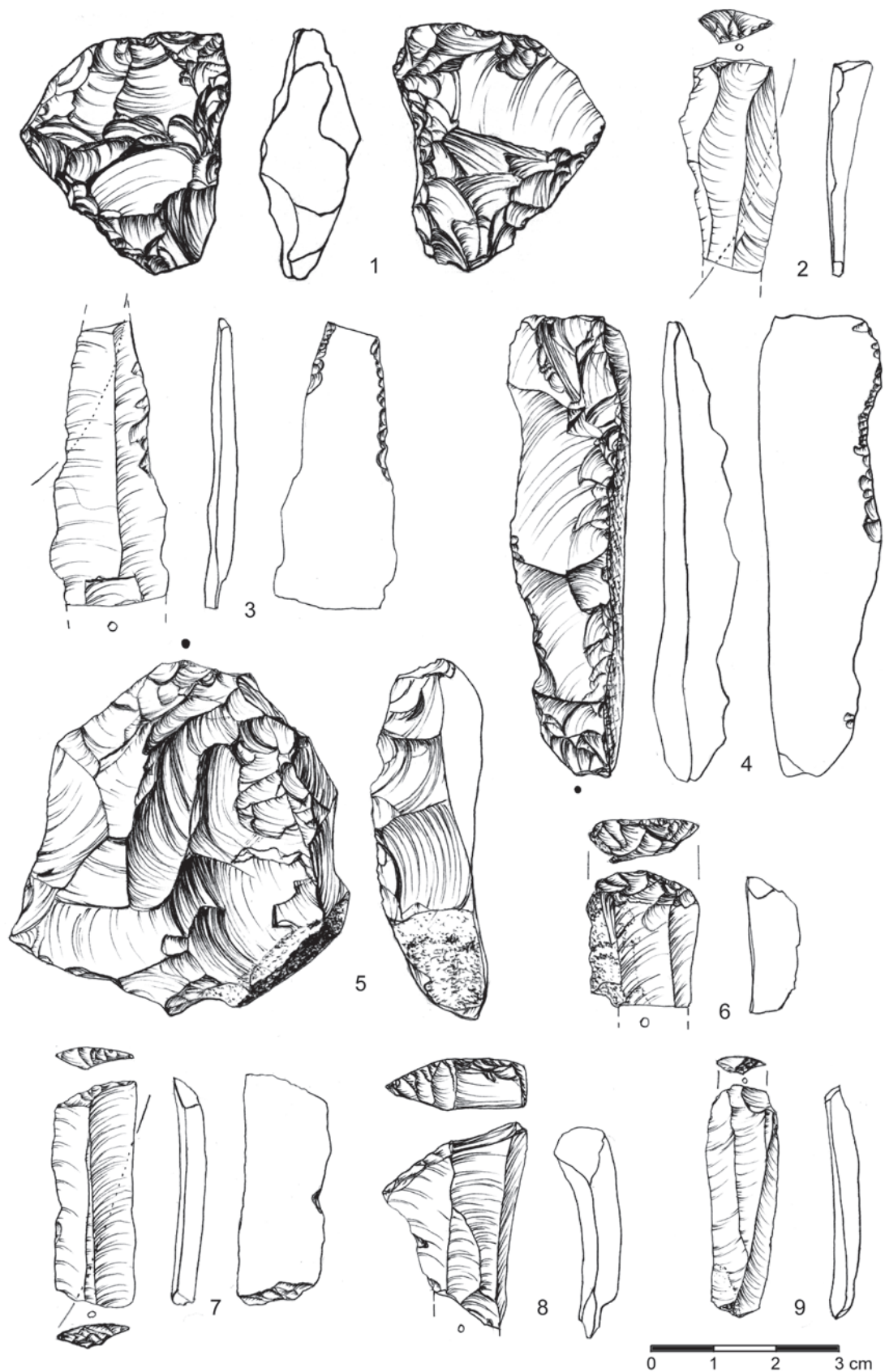


Fig. 24. Přáslavice-Kocourovce. 1 – splintered piece; 2, 3 – blades with sickle gloss; 4 – crested blade; 5 – rejuvenation flake from a core's striking platform; 6, 8 – endscrapers; 7 – trapezoidal blade with retouch on both ends and sickle gloss; 2, 9 – blades with primarily faceted platform remnant. Raw material: Krakow Jurassic silicite – 1, 2, 4–6, 8, 9; KL chert – 7; Krakow Jurassic sil. or erratic sil. or KL chert – 3. Drawn by I. Mateiciucová.




Fig. 25. Přáslavice-Kocourovce. 1 – slim borer with a well distinguished point; 2, 6, 9 – blades with sickle gloss; 3 – truncated blade; 4 – robust blade; 5 – exhausted core; 7 – endscraper; 8 – splintered piece; 9 – crested blade; 10 – sidescraper. Raw material: Krakow Jurassic silicite – 1–3, 6–10; erratic silicite – 4; Szentgál radiolarite – 5. Drawn by I. Mateiciucová.

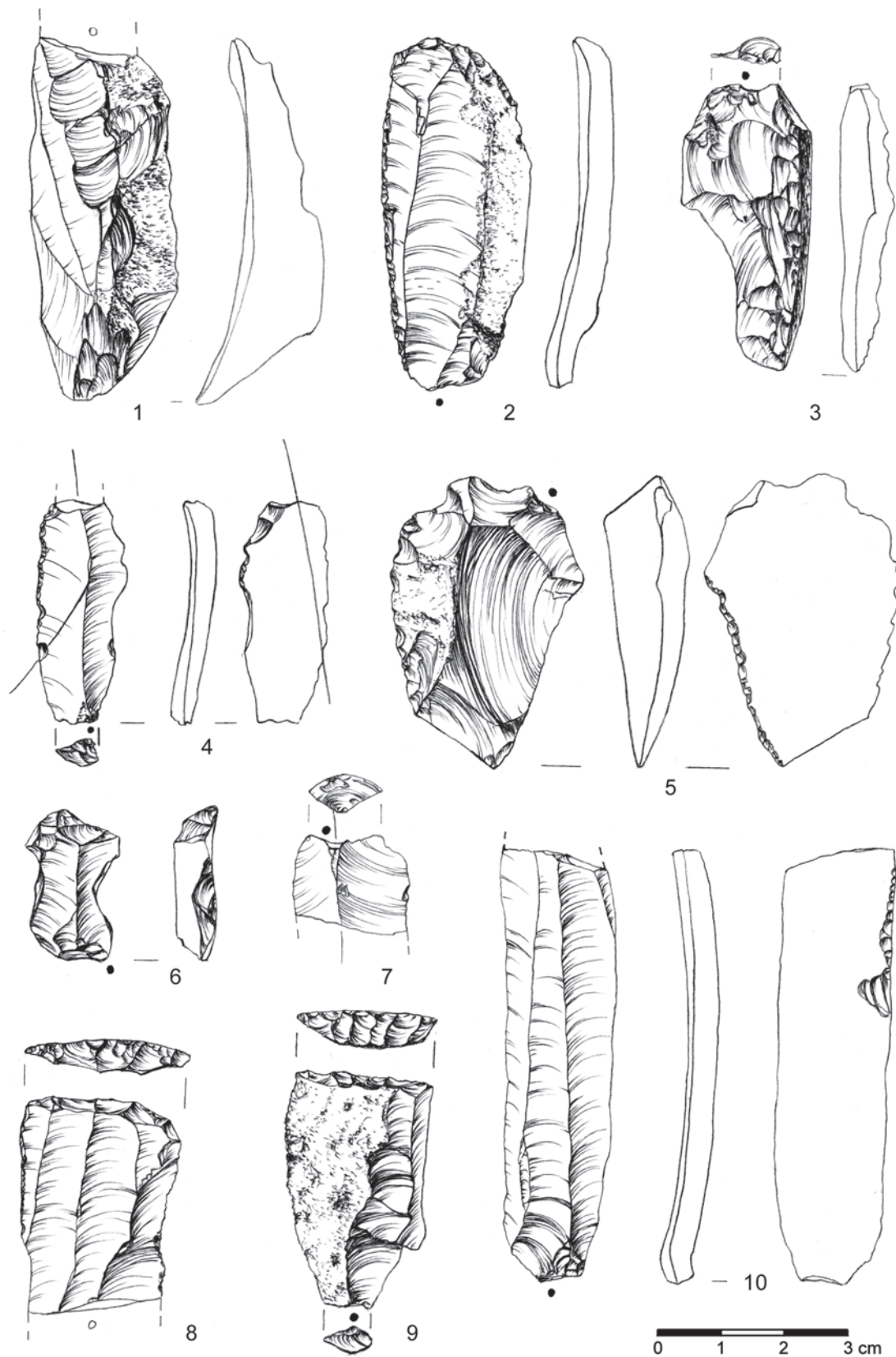


Fig. 26. Přáslavice-Kocourovce. 1 – crested blade with visible core base; 2 – endscraper on a retouched blade; 3 – crested flake; 4, 7, 9 – blades with primarily faceted platform remnant; 5 – retouched flake; 6 – endscraper with a retouched notch; 8, 9 – endscrapers; 10 – blade with broken off terminal part and partial retouch. Raw material: Krakow Jurassic silicite – 1–10. Drawn by I. Mateiciucová.

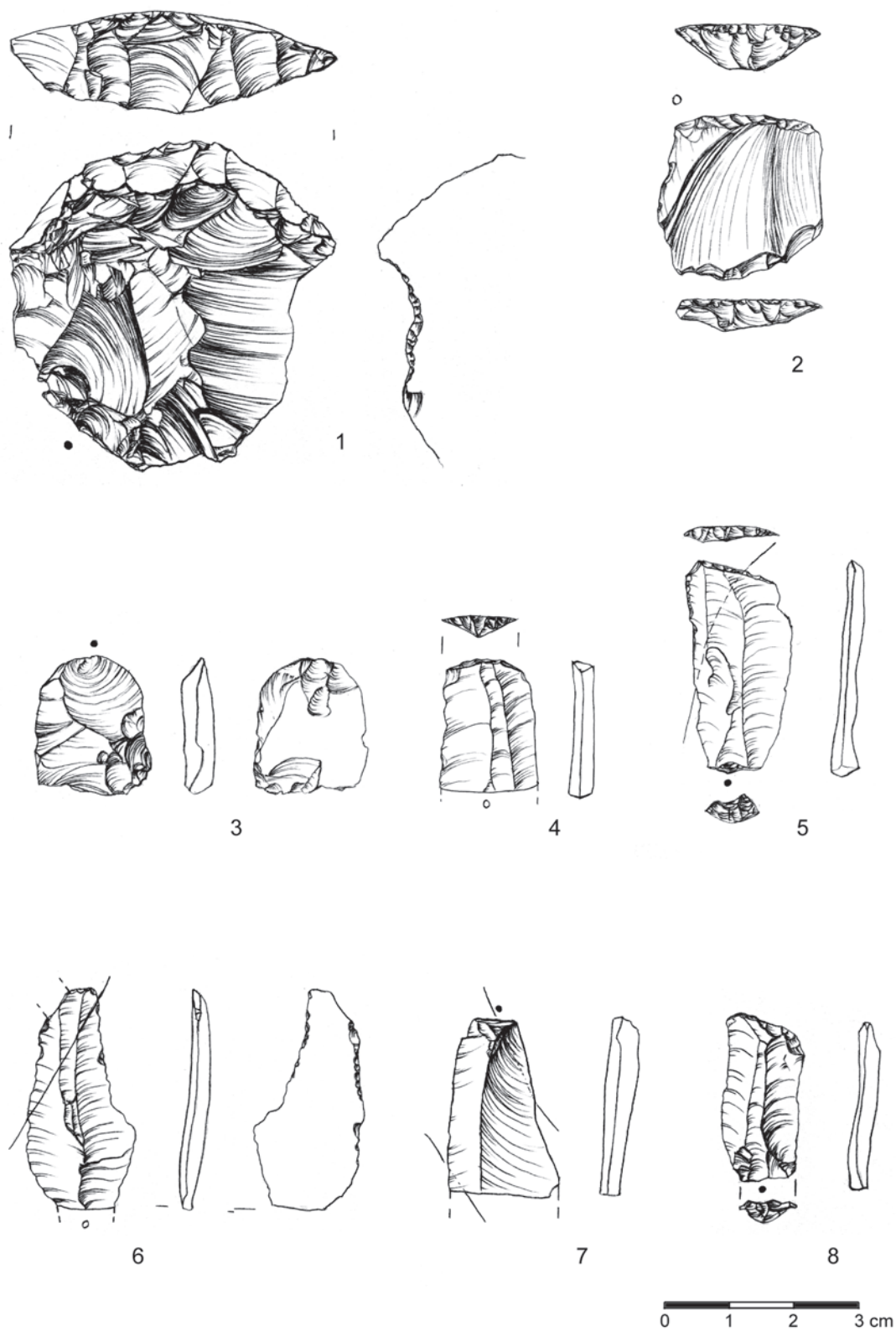


Fig. 27. Přáslavice-Kocourovce. 1 – endscraper on a flake; 2 – double endscraper; 3 – splintered piece; 4, 8 – truncated blades; 5–7 – blades with sickle gloss. Raw material: Krakow Jurassic silicite – 1–8. Drawn by I. Mateiciucová.

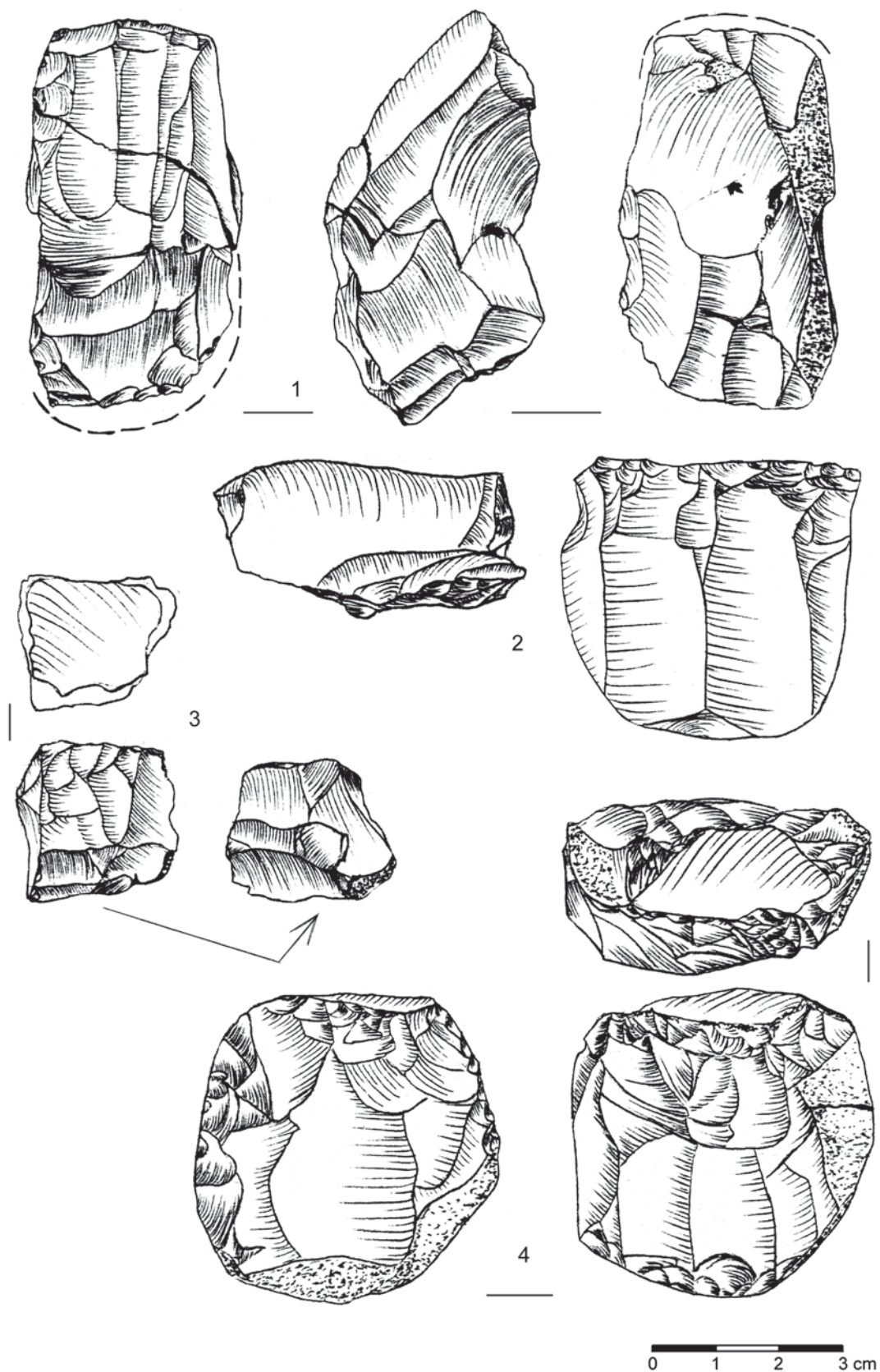


Fig. 28. Vedrovice "Široká u lesa" – settlement. 1-4 – cores. Raw material: KL chert – 1-4. Drawn by I. Mateiciucová.

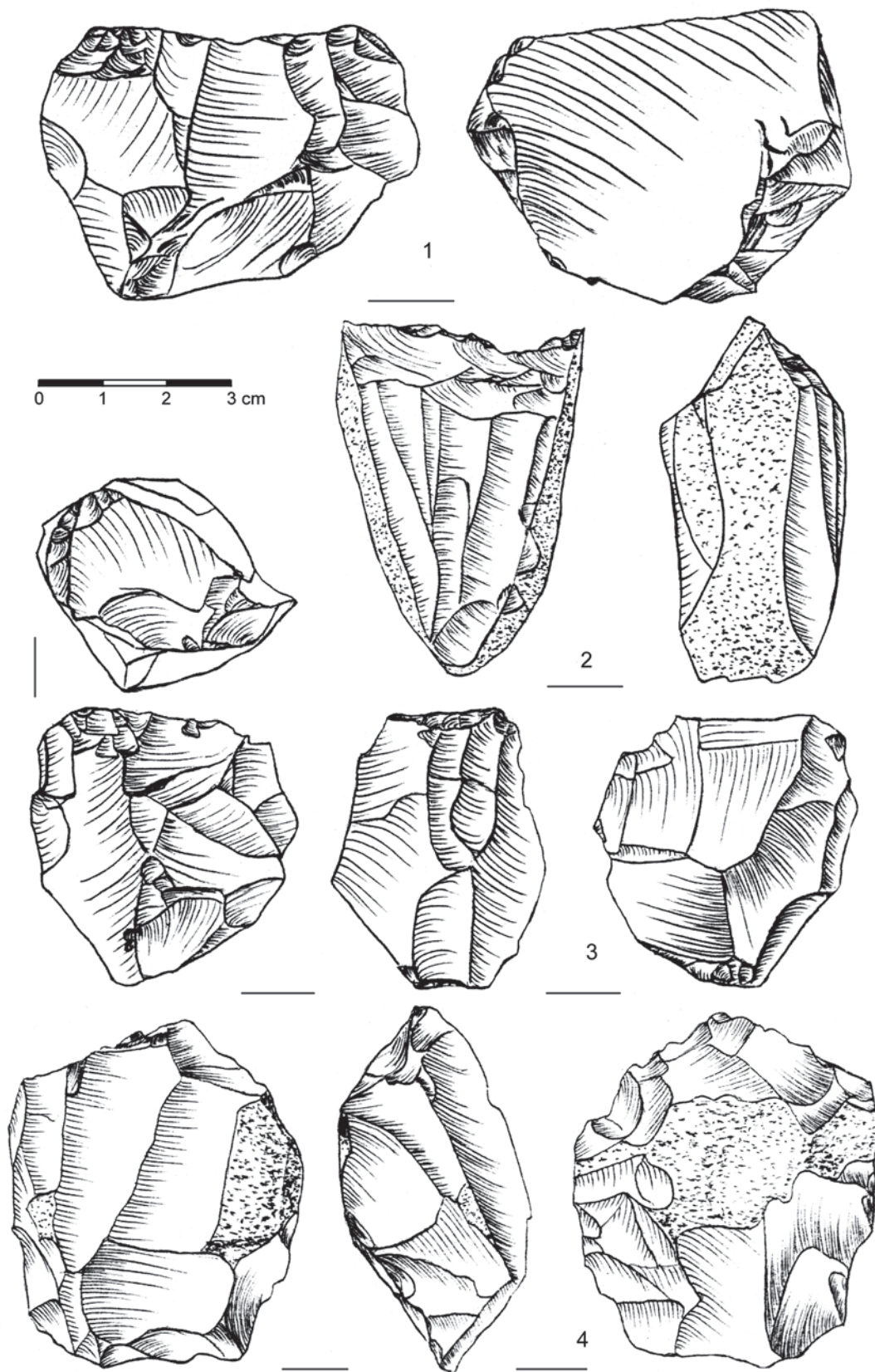


Fig. 29. Vedrovice “Široká u lesa” – settlement. 1–3 – cores; 4 – splintered piece. Raw material: KL chert – 1–4. Drawn by I. Mateiciucová.

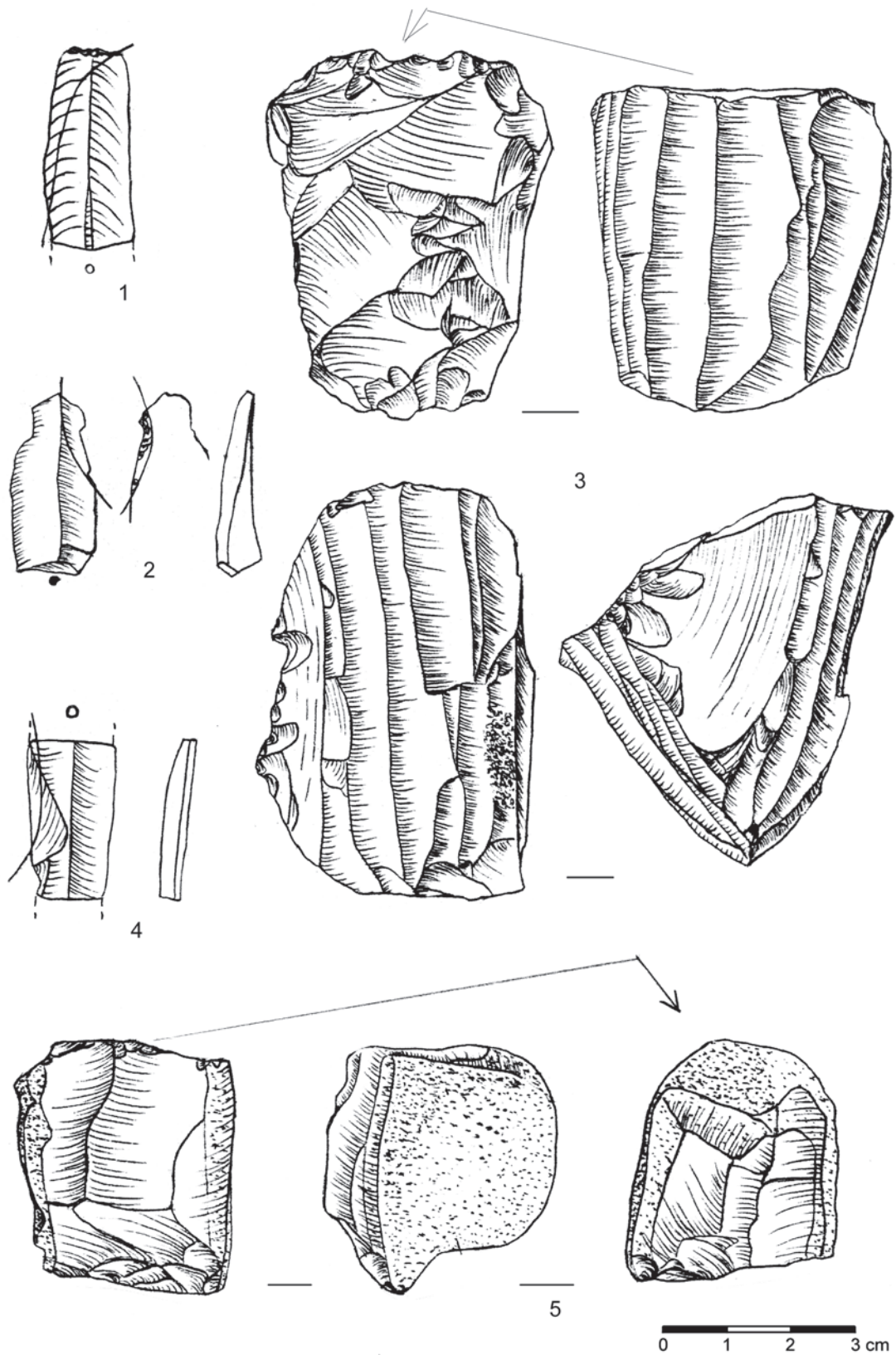


Fig. 30. Vedrovice "Široká u lesa" – settlement. 1 – truncated blade with sickle gloss; 2, 4 – blades with sickle gloss; 3, 5 – cores. Raw material: KL chert – 1, 2, 4, 5; Krakow Jurassic silicite – 3. Drawn by I. Mateiciucová.

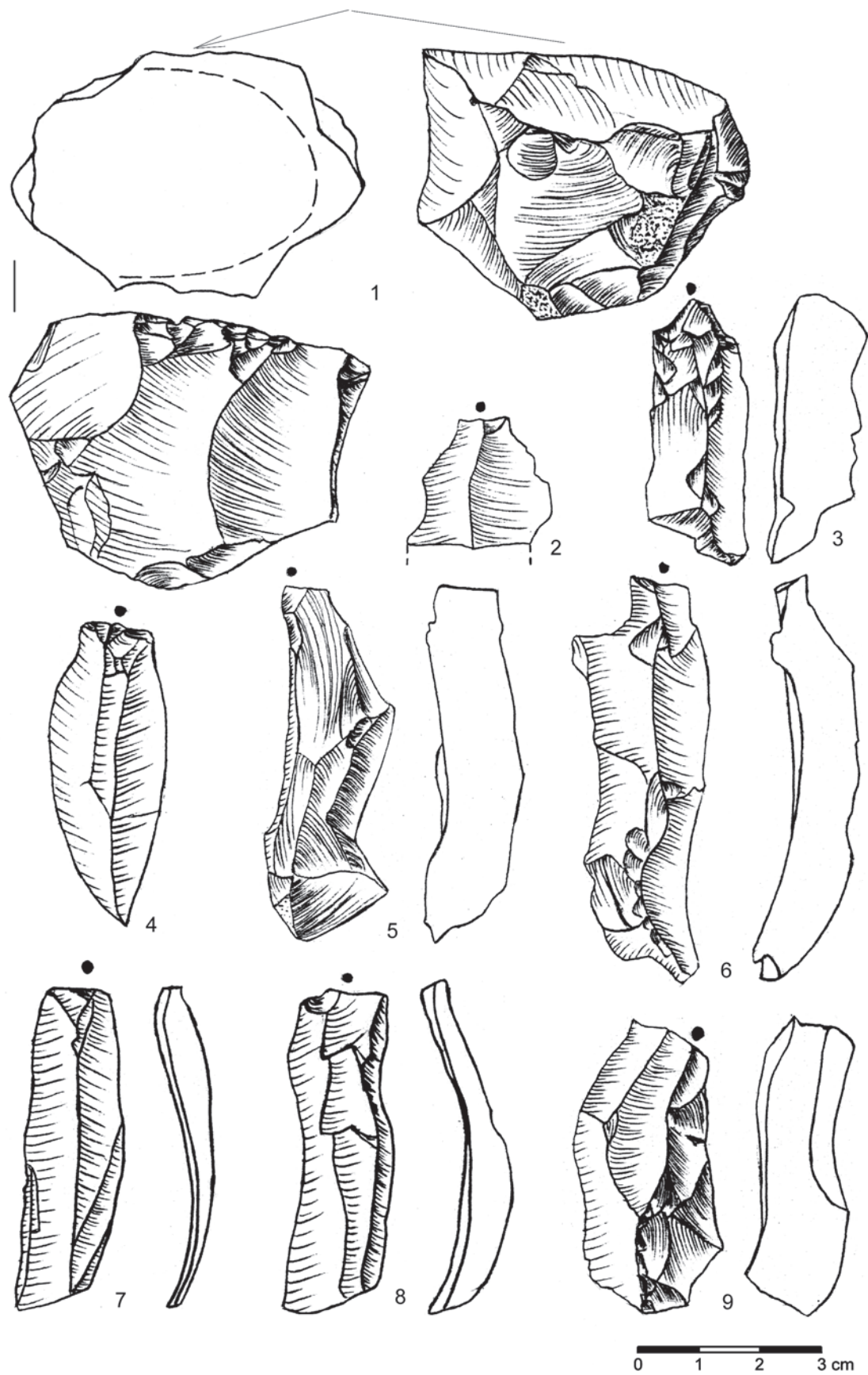


Fig. 31. Vedrovice "Široká u lesa" - settlement. 1 - core; 2 - basal fragment of a blade; 3, 5, 6, 9 - crested and secondary crested blades; 4, 7, 8 - whole finished blades. Raw material: KL chert - 1-9. Drawn by I. Matejiucová.

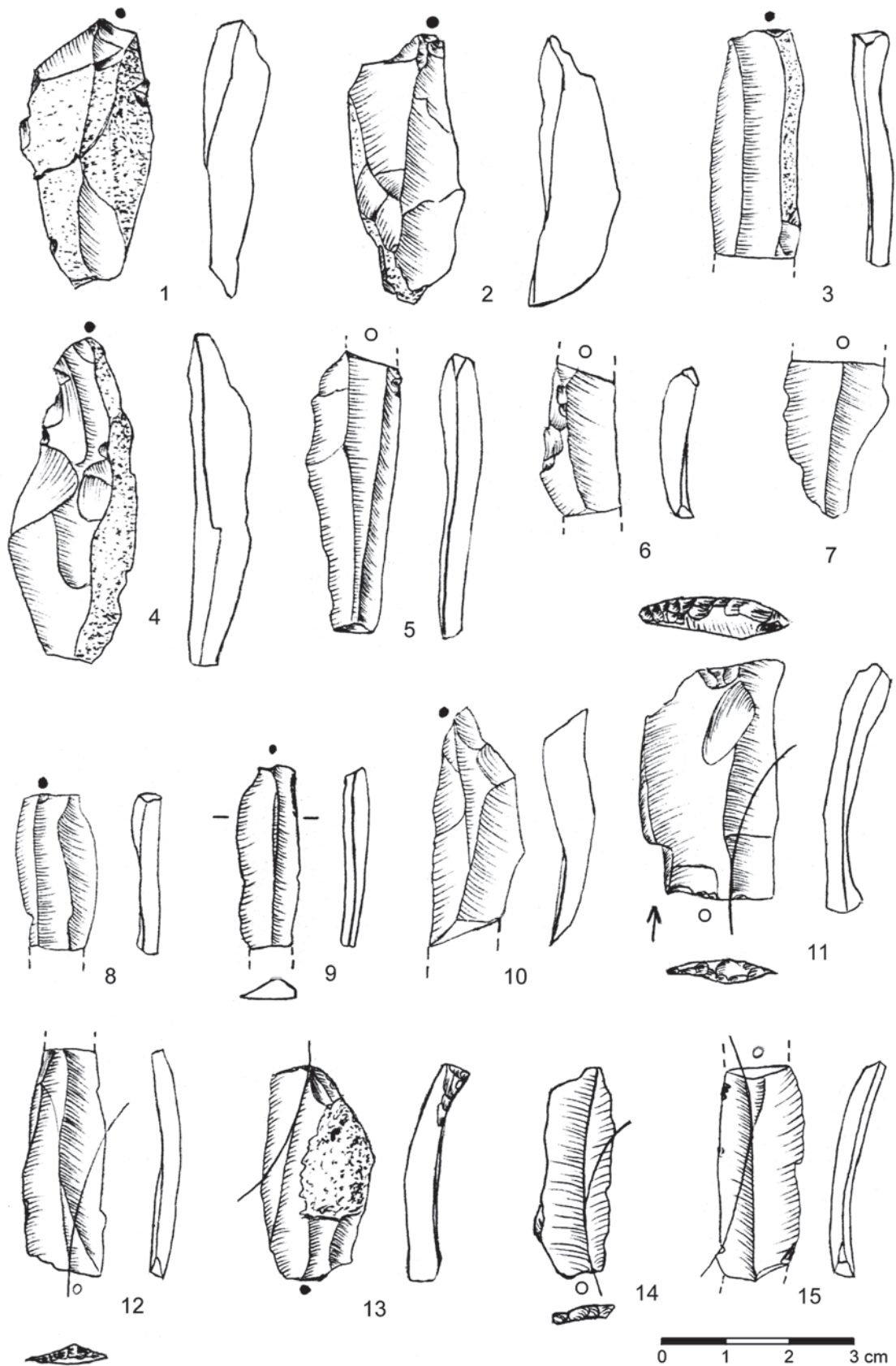


Fig. 32. Vedrovice “Široká u lesa” – settlement. 1–4 – partly cortical blades; 5–10 – blade fragments; 11 – truncated blade/ wedge-shaped burin with sickle gloss; 12, 14 – truncated blades with sickle gloss; 13 – endscraper with sickle gloss; 15 – blade with sickle gloss. Raw material: KL chert – 1–8, 10–15; Krakow Jurassic silicite – 9. Drawn by I. Mateiciucová.

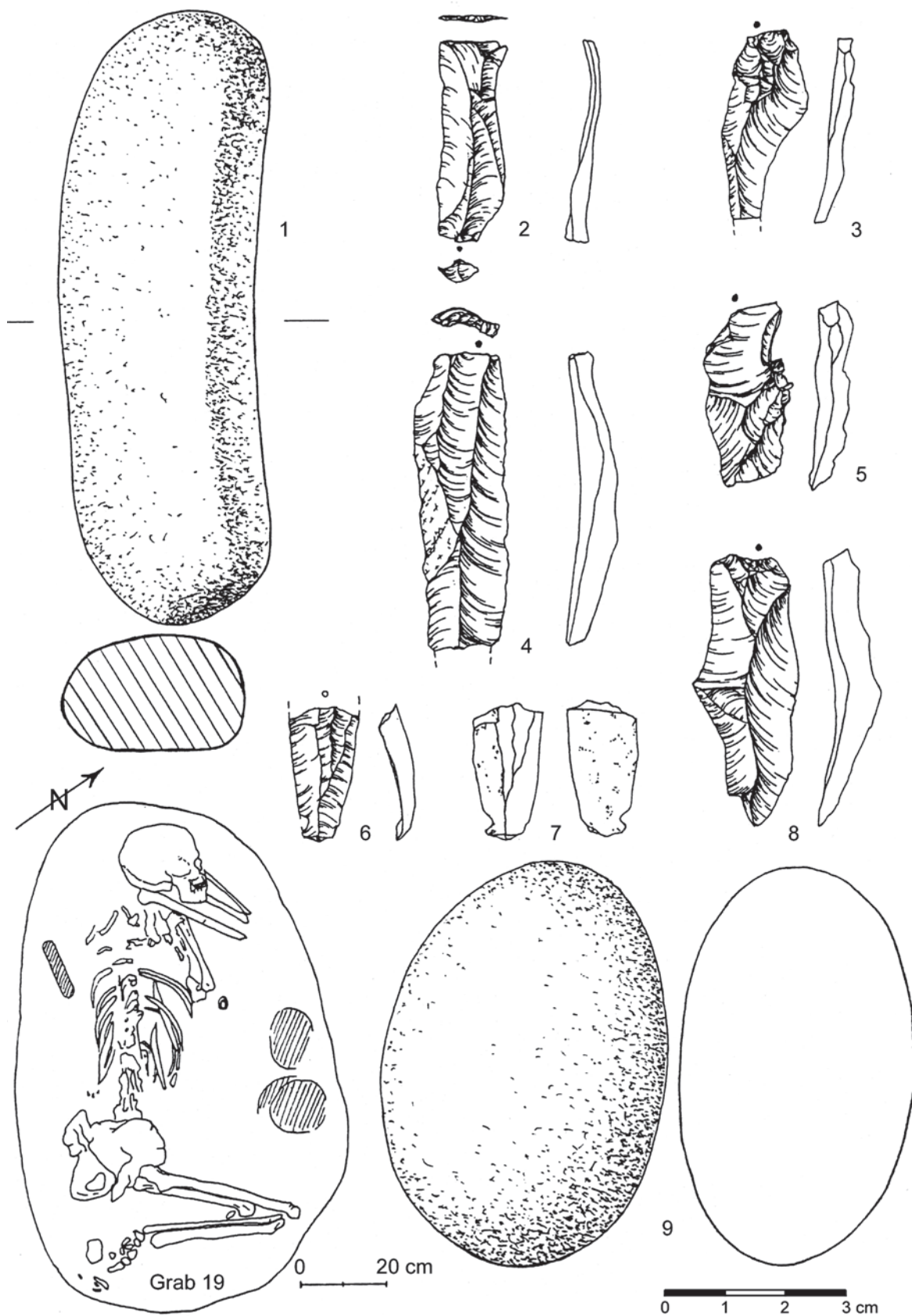


Fig. 33. Vedrovice “Široká u lesa” – cemetery. 1 – longitudinal burnished stone; 2 – truncated blade; 3 – blade with broken off terminal part; 4 – blade with broken off terminal part and with primarily faceted platform remnant; 5, 8 – whole blades; 6, 7 – terminal blade fragment with glue remnants; 9 – pebble-hammerstone. Raw material: amphibolite – 1; Krakow Jurassic silicite – 2, KL chert – 3, 4, 5, 6, 8; quartz – 9. **Grave 14:** 3; **grave 15:** 1, 2; **grave 19:** 9; **grave 21:** 5; **grave 43:** 4; **grave 62:** 6, 7; **grave 76:** 8. Drawn by I. Matejciucová.

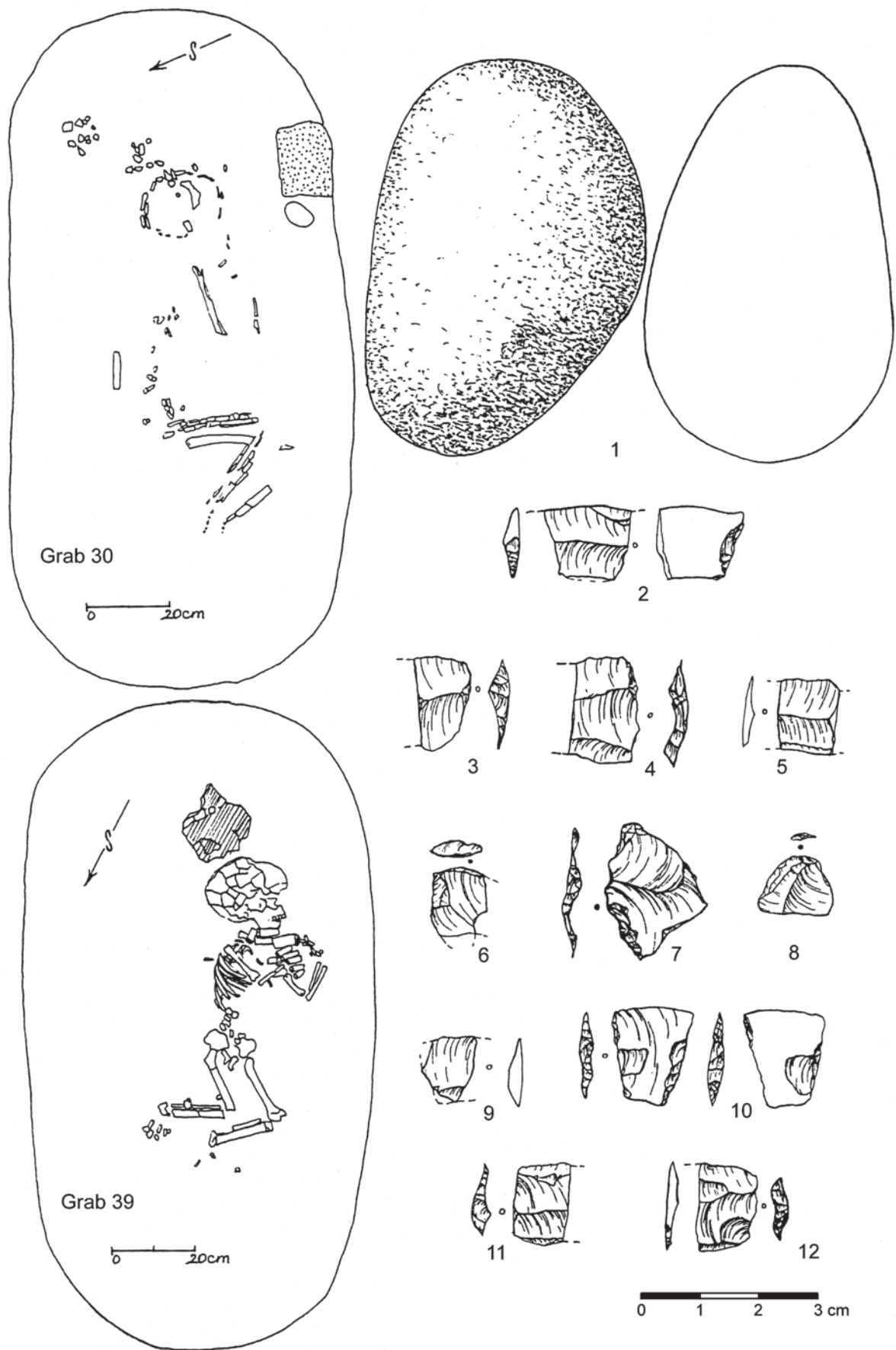


Fig. 34. Vedrovice "Široká u lesa" – cemetery. 1 – pebble-hammerstone; 2–12 – trapezes and trapezoidal shapes. Raw material: quartz – 1; Krakow Jurassic silicite – 2–5, 10–12; KL chert – 6–8; Krakow Jurassic sil. or KL chert – 9. **Grave 30**: 1; **grave 37**: 2; **grave 39**: 3–10; **grave 54**: 11; **grave 65**: 12. Drawn by I. Mateiciucová.

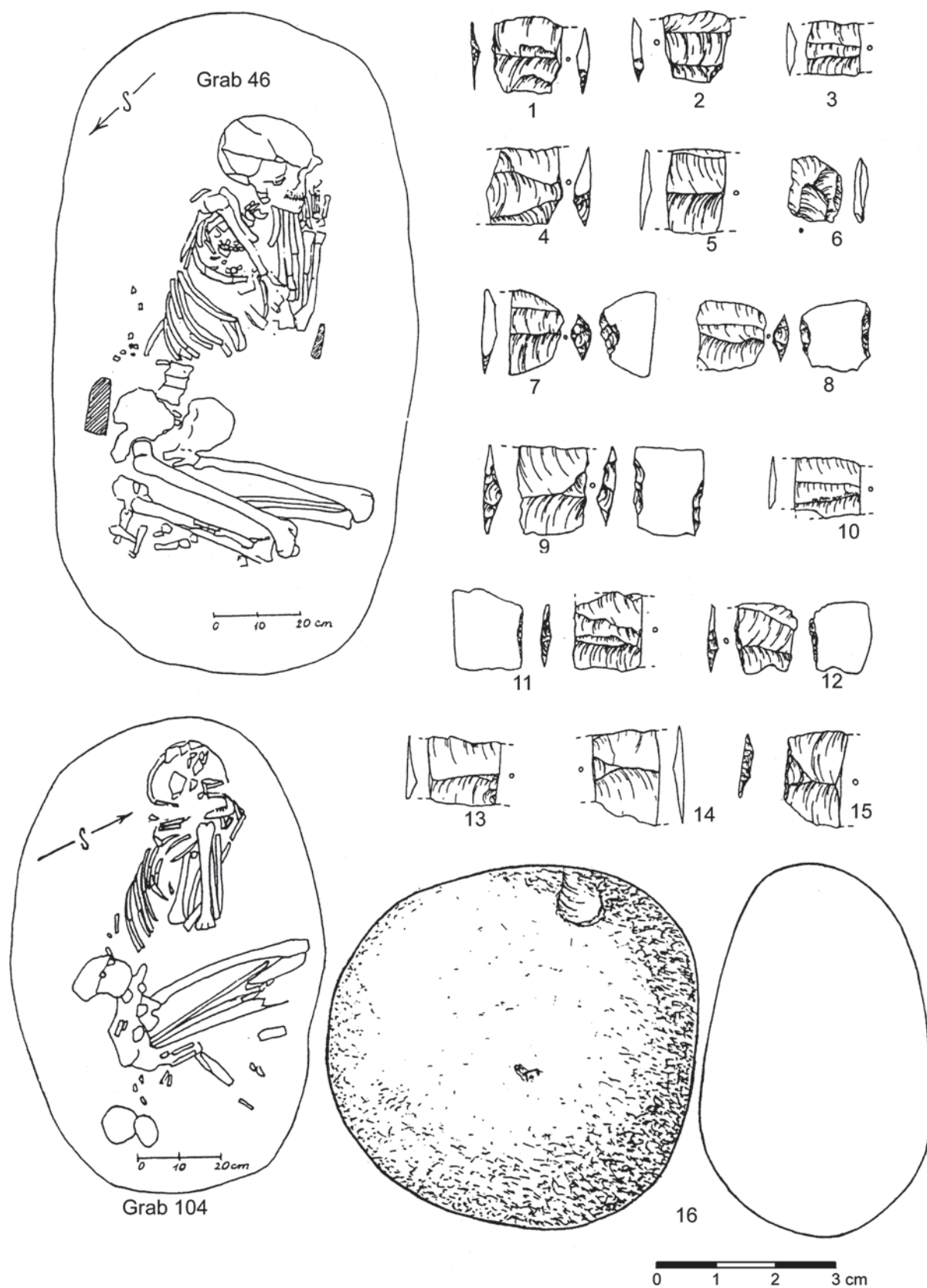


Fig. 35. Vedrovica “Široká u lesa” – cemetery. 1–15 – trapezes and trapezoidal shapes; 16 – pebble-hammerstone (?). Raw material: Krakow Jurassic silicite – 1–5, 7; Szentgál radiolarite – 9, 11, 12, 14, 15; Úrkút Eplény radiolarite – 13; reddish brown radiolarite – 8, 10; KL chert – 6, quartz – 16. **Grave 46:** 1–15; **grave 104:** 16. Drawn by I. Mateiciucová.

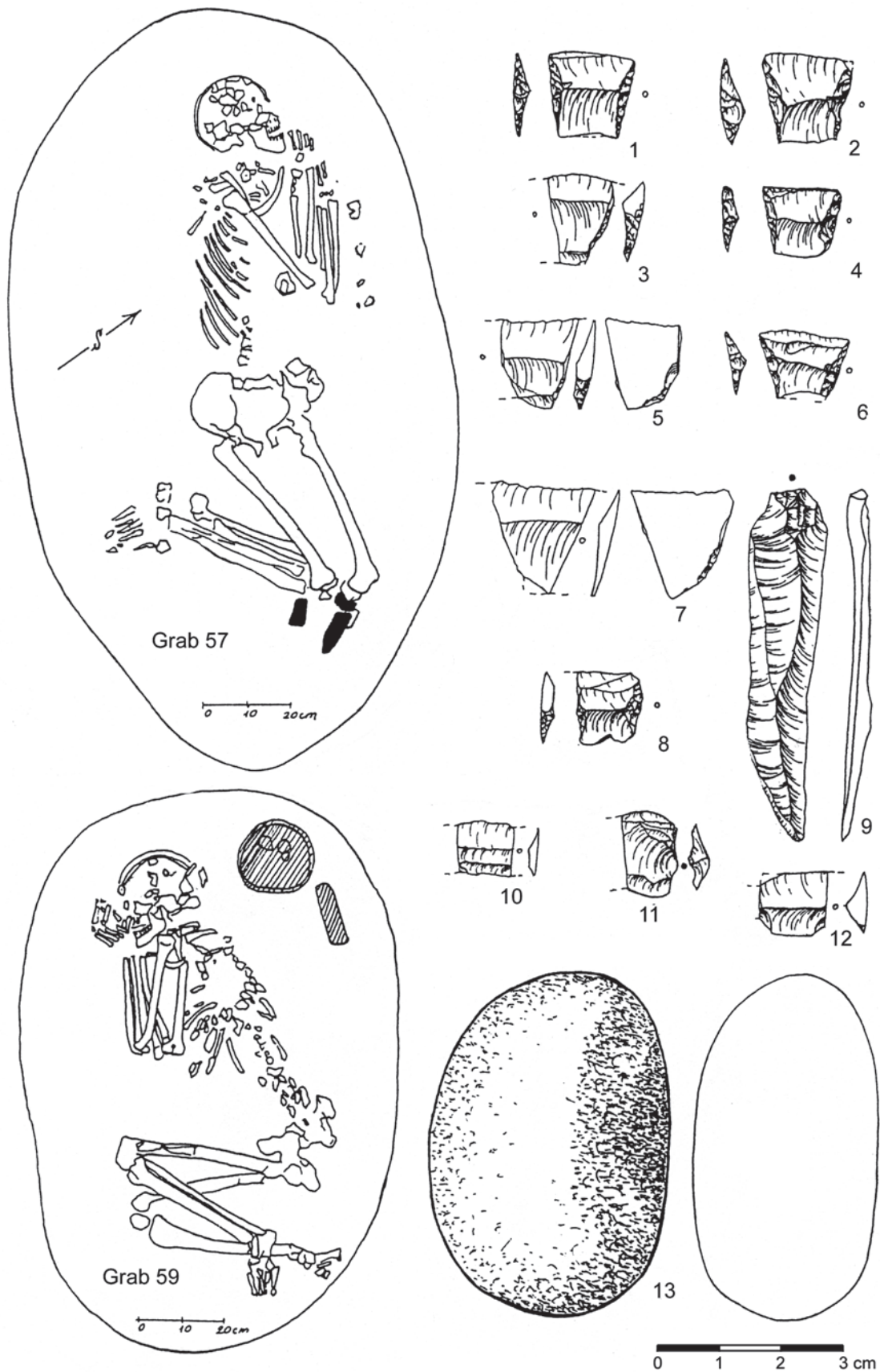


Fig. 36. Vedrovice “Široká u lesa” – cemetery. 1–7, 8, 10–12 – trapezes and trapezoidal shapes; 9 – whole blade; 13 – pebble. Raw material: Krakow Jurassic silicite – 1,2,4, 8, 9, 12; KL chert – 3,5–7, 13; erratic silicite – 10; erratic silicite or KL II – 11. **Grave 57:** 1–7; **grave 59:** 10, 11; **grave 66:** 8, 9; **grave 69:** 12, 13. Drawn by I. Mateiciucová.

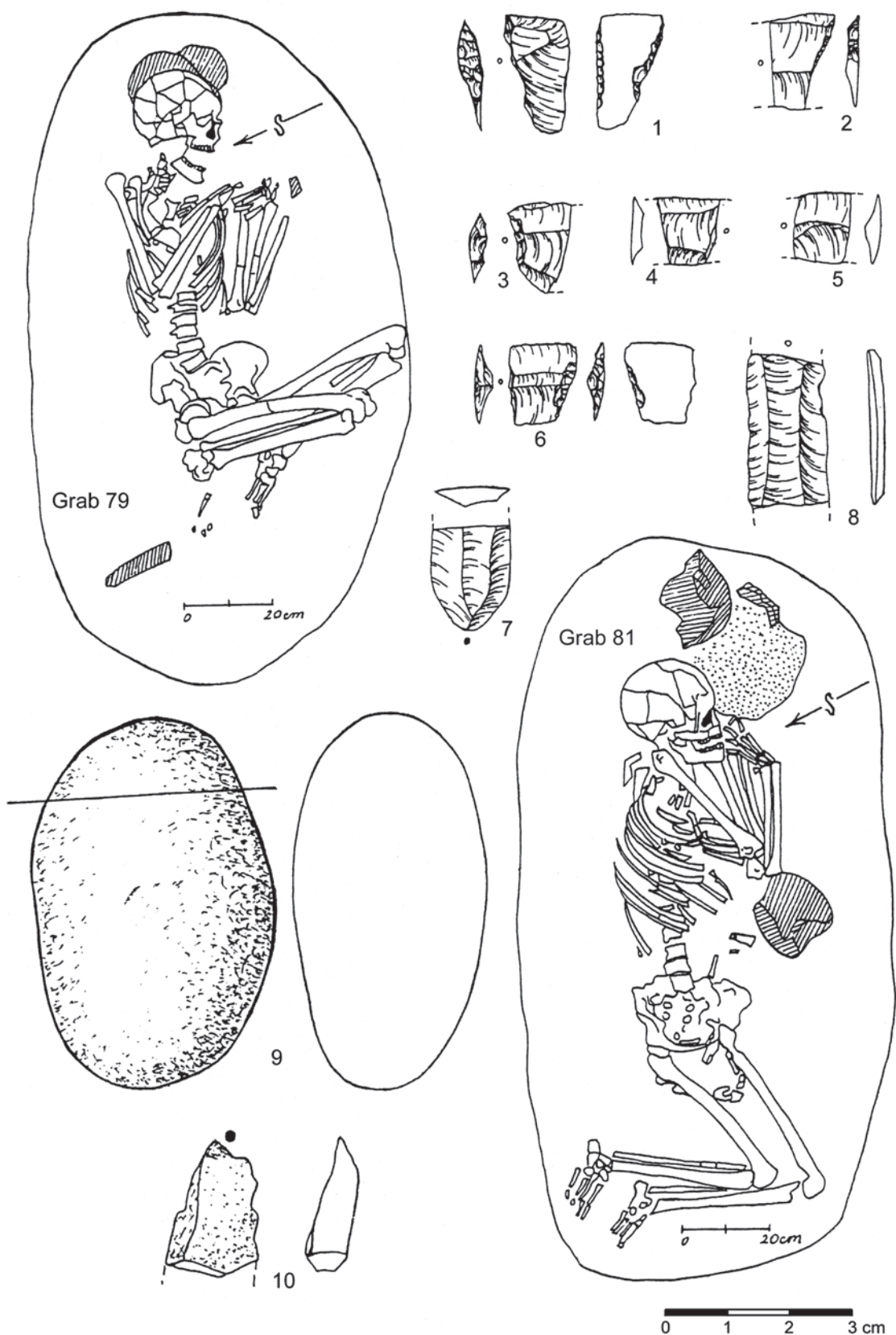


Fig. 37. Vedrovice "Široká u lesa" – cemetery. 1-7 – trapezes and trapezoidal shapes; 8 – blade with broken off terminal and basal parts; 9 – pebble; 10 – flake fragment. Raw material: Krakow Jurassic silicite – 1-4, 8; KL chert – 5-7, 10; limestone – 9. Grave 79: 1-8; grave 81: 9, 10. Drawn by I. Mateiciucová.

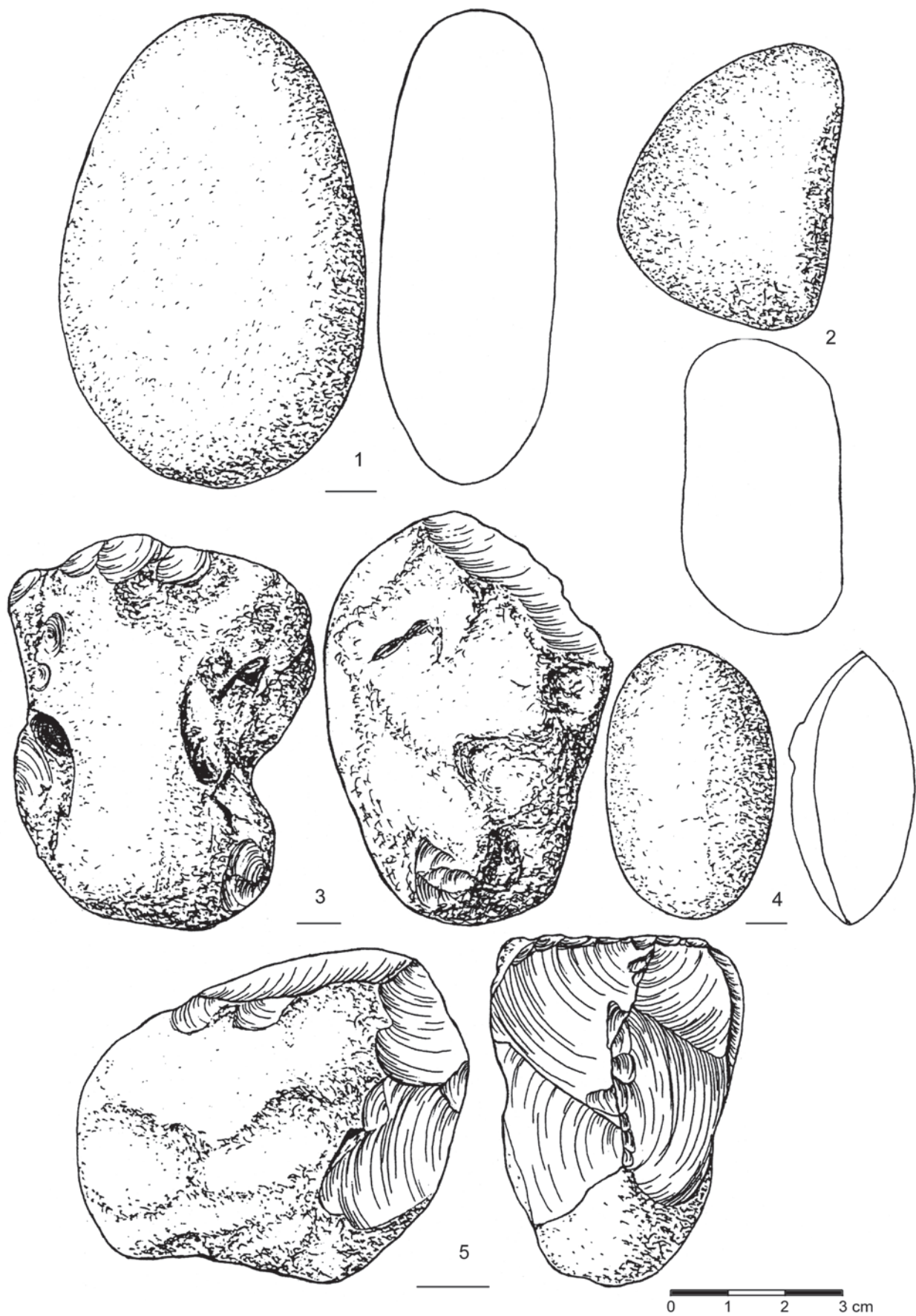


Fig. 38. Vedrovice “Široká u lesa” – cemetery. 1, 3 – pebbles-hammerstones; 4 – pre-core-hammerstone; 2, 5 – pebbles. Raw material: quartz – 1; Moravian Jurassic chert – 3; KL chert – 2, 5; limestone – 4. Grave 83: 3, 5; grave 85: 2; grave 90: 1; grave 101: 4. Drawn by I. Mateiciucová.

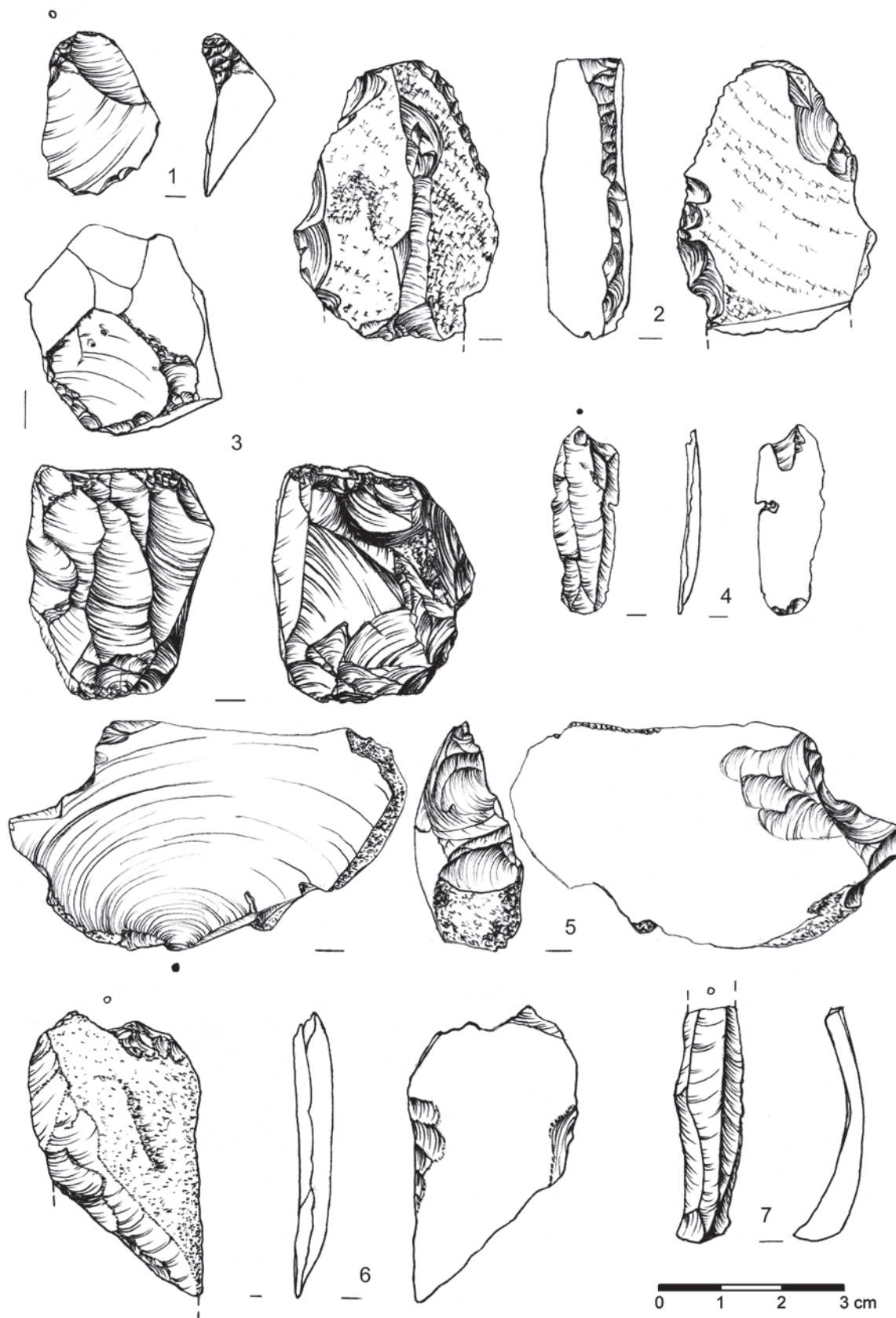


Fig. 39. Žopy I. 1 – endscraper; 2 – sidescraper; 3 – former blade-flake core, now splintered piece; 4 – splintered blade; 5 – “Clactonian” notch; 6 – flake from polished tools; 7 – blade with broken off terminal part. *Raw material:* Hárskút radiolarite – 1; Krakow Jurassic silicite – 2, 3, 5; Szentgál radiolarite – 4; Green schist? – 6; KL I chert – 7. Drawn by I. Mateiciucová.

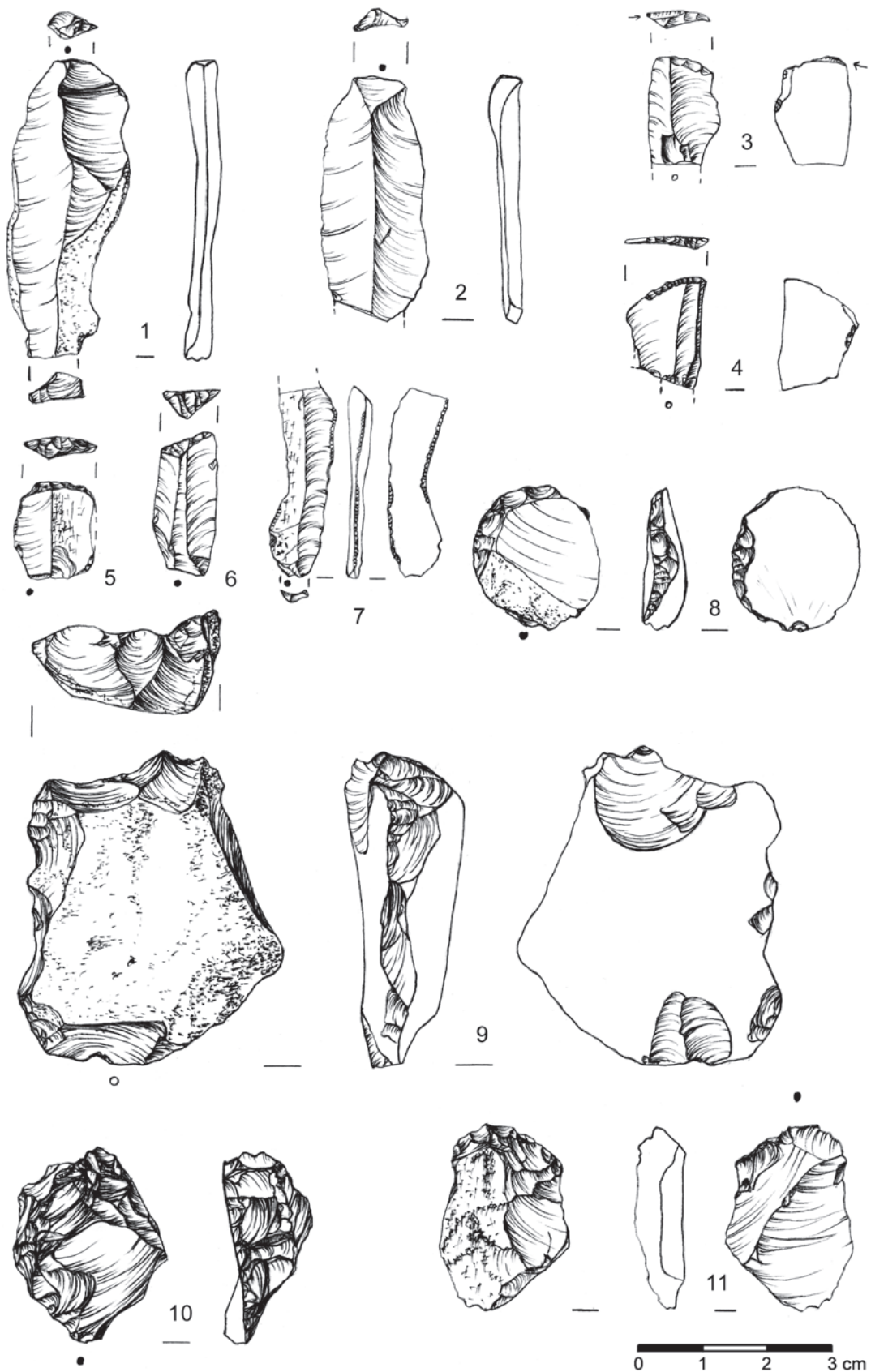


Fig. 40. *Žopy I*. 1, 2 – blades with primarily faceted platform remnant; 3 – notch fragment – transverse burin; 4 – short trapeze; 5, 8, 10 – end-scrapers; 6 – truncated blade; 7 – blade with bilateral retouch; 9 – sidescraper; 11 – splintered flake. Raw material: erratic silicite – 1; Krakow Jurassic silicite – 2, 3, 5, 6, 9, 10; Szentgál radiolarite – 4, 7, 8, 11. Drawn by I. Mateiciucová.



Fig. 41. Szentgyörgyvölgy-Pityerdomb, Kazimierza Mała and Weisweiler 110. 1, 3 - truncated blades; 1-3 - blades with primarily faceted platform remnant; 5, 7 - short trapezes; 6 - broad trapeze; 8 - endscraper; 9, 11, 12 - blades with plain platform remnant; 10, 14 - slim borers with a weakly distinguished point; 13 - fragment of perforator? *Raw material:* Bakony radiolarite? - 1; Szentgál radiolarite - 2-4, 7; Krakow Jurassic silicite - 5, 6, 10, 14; Rijckholt flint - 8, 9, 11-13. **Szentgyörgyvölgy-Pityerdomb, LBK phase I:** 1-4, 7; **Kazimierza Mała, LBK phase I:** 5, 6, 10, 14; **Weisweiler 110, late phase of the LBK:** 8, 9, 11-13. Drawn by I. Mateiciucová.




Fig. 42. *Ostheim-Mühlweide and Erkelenz-Kückhoven and Ostheim-Mühlweide*. 1 - flake; 2 - slim perforator with a weakly distinguished point; 3, 4 - short trapezes; 5, 6 - blades with plain platform remnant and dorsal reduction; 7, 8, 10 - endscrapers; 9 - borer; 11 - blade with primarily faceted platform remnant. Raw material: Szentgál radiolarite - 1; erratic silicite? - 2, 3; Abensberg-Arnhofen striped chert - 4; Rijckholt flint - 5-8, 10; Vetschau flint - 9; Obourg flint - 11. *Ostheim-Mühlweide*, phase I of the LBK: 1-4; *Erkelenz-Kückhoven*, middle and late phase of the LBK: 5-11. Drawn by I. Mateiciucová.

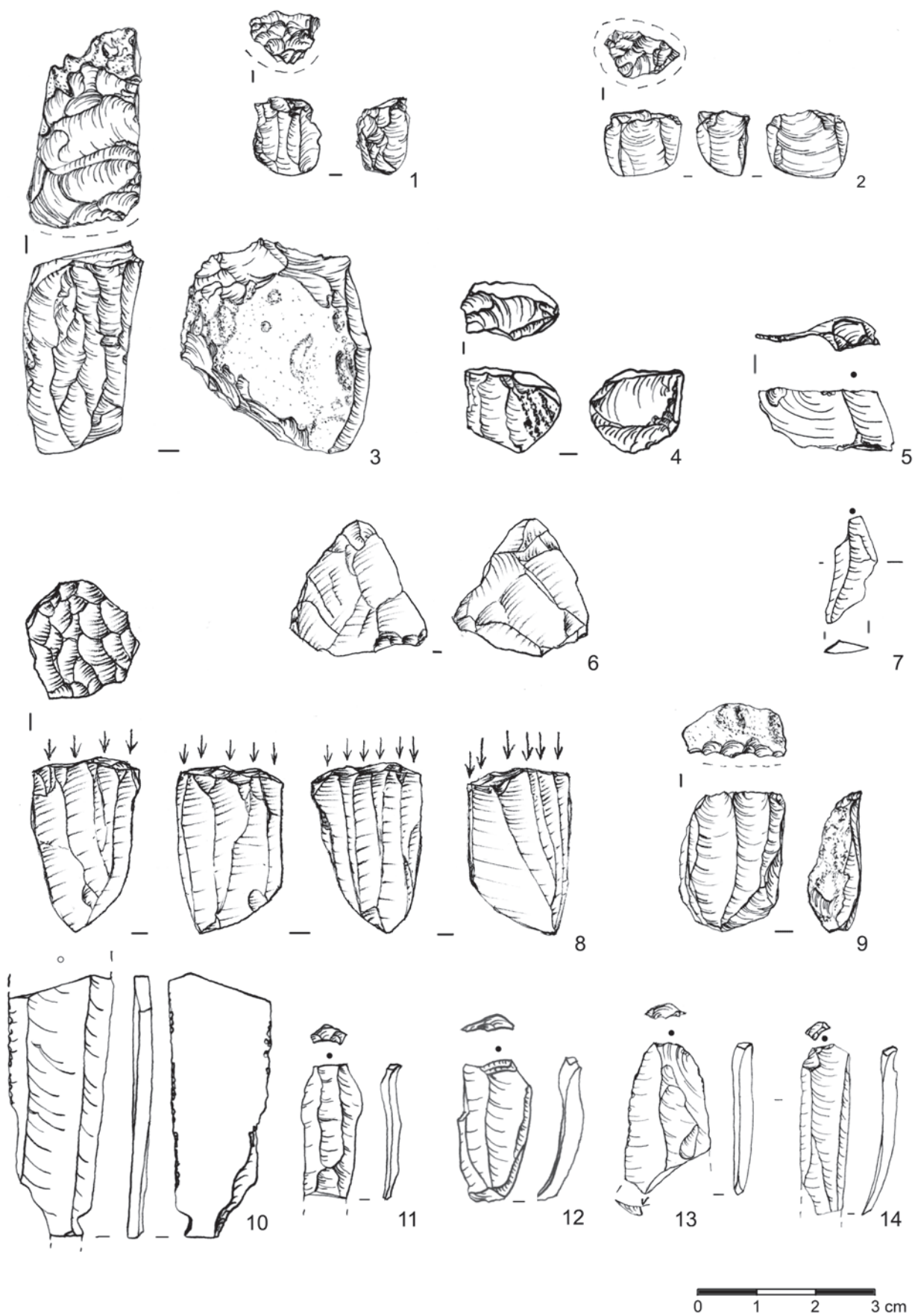


Fig. 43. *Ecsefalva 23, Körös culture*. 1-4, 8, 9 - blade cores; 5, 7 - flakes; 6 - splintered piece; 10 - fragment of a large blade; 11-14 - blades with primarily faceted platform remnant. Raw material: Carpathian obsidian - 1-4, 8, 9, 10, 16, 18; Banat flint - 5; limnosilicite - 6, 8, 17; Szentgál radiolarite - 7. Drawn by I. Mateiciucová: 1-5, 7, 9-14; drawn by T. Marton: 6, 8.




Fig. 44. Ecsegfalva 23, Körös culture. 1, 2 – blades with primarily faceted platform remnant; 3 – endscraper; 4 – sidescraper; 5, 6, 16 – truncated blades; 7 – notch fragment?; 8, 9 – truncated blades-ventral; 10 – tool fragment (borer?); 11, 12 – borer fragments; 13 – blade with broken off basal part; 14 – laterally retouched blade; 15 – truncation burin; 17 – trapeze point; 18–23 – trapezes; 24 – trapezoidal blade with retouch on both ends. Raw material: Carpathian obsidian – 1, 2, 6–11, 13, 16, 18, 22, 23; porzelanite – 3; limnosilicite – 4, 5, 12–15, 17, 20, 21, 24; burnt limnosilicite – 19. Drawn by I. Mateiciucová: 1–12, 15–24; drawn by T. Marton: 13, 14.